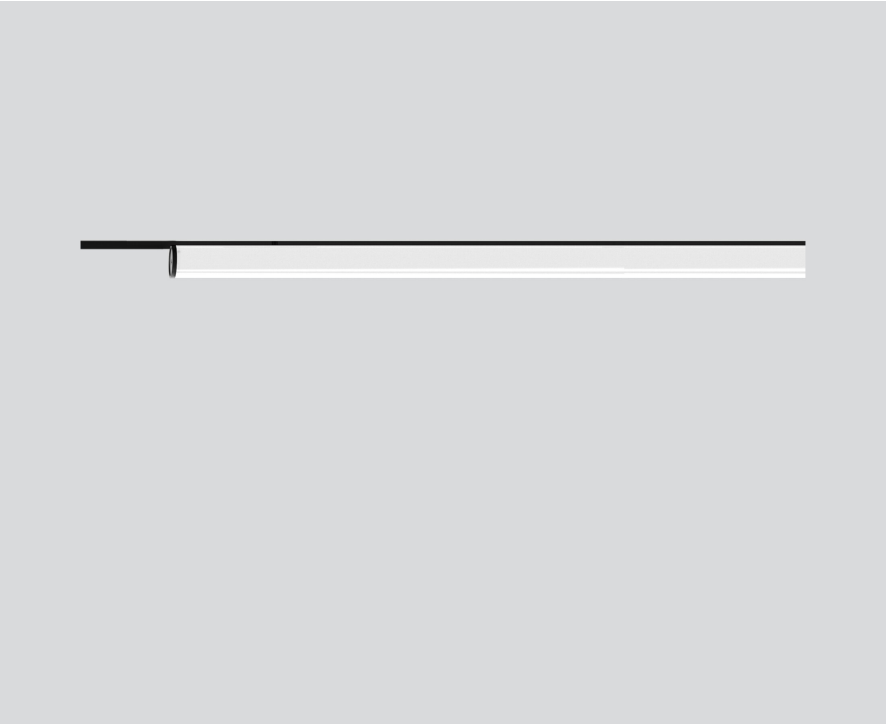




Project / Type \_\_\_\_\_

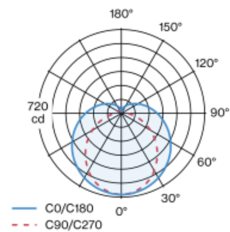
Notes \_\_\_\_\_

Count / Date \_\_\_\_\_

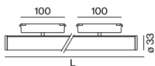


Cylindrical, decorative-graphic light inset made of aluminium and satinised PMMA for homogeneous illumination; surface anodised jet black; light inset can be installed and moved without tools by means of magnetic holders+locking; suitable for two MOVE IT 25 / 45 profiles as well as one MOVE IT 25 / 45 profile (axial arrangement); holders 360° rotatable; power supplied via MOVE IT system track profile; hot plug protection; passive cooling of the LEDs through improved heat sink geometry; with CSP (Chip-Scale-Packaging) technology for maximum efficiency; light colour 3000 K; binning initial MacAdam  $\leq 3$  SDCM; CRI  $\geq 80$ ; min. 90% of luminous flux after 50000 operating hours; energy efficient LEDs with high CRI; degree of protection IP20; PC3; 48 V; DALI single control; flicker-free visual comfort through analogue current control (minimum value 1%); light source replaceable by an authorized professional;

Light distribution



Product drawing



General

Ceiling / Wall | Track \_\_\_\_\_

rotation 360° \_\_\_\_\_

jet black | RAL 9005 \_\_\_\_\_

IP20 \_\_\_\_\_

3160 lm \_\_\_\_\_

2100 lm/m \_\_\_\_\_

optical inset 171 lm/W <sup>1</sup> \_\_\_\_\_

LED

3000 K \_\_\_\_\_

CRI  $\geq 80$  \_\_\_\_\_

L90 / 50000 h \_\_\_\_\_

initial MacAdam  $\leq 3$  SDCM \_\_\_\_\_

MR 0.54 | MDER 0.49 \_\_\_\_\_

Optical

opal (lamberts) \_\_\_\_\_

PstLM  $\leq 1.0$  <sup>2</sup> | SVM  $\leq 0.4$  <sup>2</sup> \_\_\_\_\_

Electrical

DALI-2 | 1 DALI Addr. \_\_\_\_\_

PC3 | 48 V \_\_\_\_\_

fixture 26.4 W \_\_\_\_\_

optical inset 18.5 W \_\_\_\_\_

18 W/m \_\_\_\_\_

Physical

length 1510 mm | width 33 mm | height 33 mm \_\_\_\_\_

0.55 kg \_\_\_\_\_

<sup>1</sup> incl. consideration of optical losses  
<sup>2</sup> Value of containing product at full load (undimmed)

Installation instructions





Project / Type

Notes

Count / Date

Maintenance Factors

Operating Time [h]	10 000	20 000	30 000	40 000	50 000
LLMF	0.98	0.95	0.93	0.91	0.9
LSF	1	1	1	1	1

MF

MF

LMF<sup>a</sup>

LMF × RSMF × LLMF × LSF

Maintenance Factor

Luminaire Maintenance Factor

RSMF<sup>a</sup>

LLMF

LSF

Room Surface Maintenance Factor

Lamp Lumens Maintenance Factor

Lamp Survival Factor

<sup>a</sup> According to "CIE 97, Maintenance of indoor electric lighting systems", 2005, ISBN 3-900-734-34-8. The values must be determined by the planner.