

PIVOT MOVE IT 25 / 25 S / 45 suspended

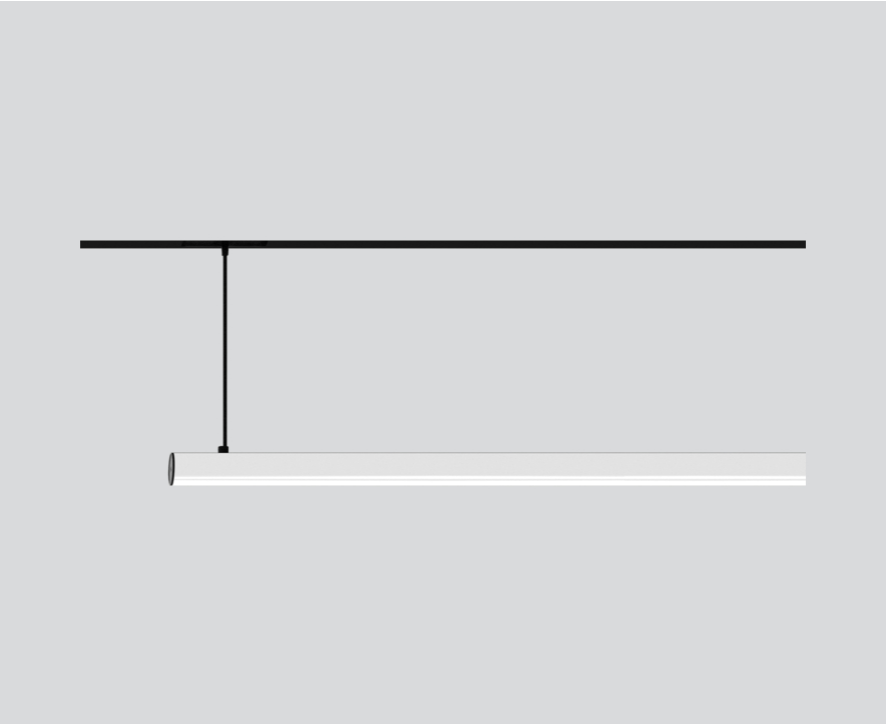
050-03245380



Project / Type

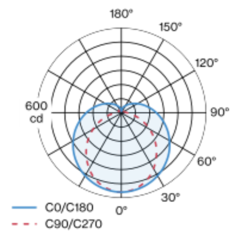
Notes

Count / Date

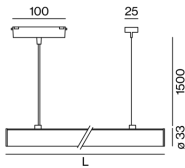


Cylindrical, decorative-graphic light inset made of aluminium and satinised PMMA for homogeneous illumination; surface anodised black; light inset can be installed and moved without tools by means of magnetic holders+locking; pendant fitting with 1500mm cable suspension; suitable for two MOVE IT 25 / 25 S / 45 profiles as well as one MOVE IT 25 / 25 S / 45 profile (axial arrangement); holders 360° rotatable; power supplied via MOVE IT system track profile; hot plug protection; passive cooling of the LEDs through improved heat sink geometry; with CSP (Chip-Scale-Packaging) technology for maximum efficiency; light colour 3000 K; binning initial MacAdam ≤ 3 SDCM; CRI ≥ 80; min. 90% of luminous flux after 50000 operating hours; energy efficient LEDs with high CRI; degree of protection IP20; PC3; 48 V; DALI single control; flicker-free visual comfort through analogue current control (minimum value 1%); light source replaceable by an authorized professional;

Light distribution



Product drawing



General

Ceiling | Track Suspended

rotation 360°

black | RAL 9005 ¹

IP20

2530 lm

2100 lm/m

optical inset 171 lm/W ²

LED

3000 K

CRI ≥ 80

L90 / 50000 h

initial MacAdam ≤ 3 SDCM

MR 0.54 | MDER 0.49

Optical

opal (lambertsch)

PstLM ≤ 1.0 ³ | SVM ≤ 0.4 ³

Electrical

DALI-2 | 1 DALI Addr.

PC3 | 48 V

fixture 21.2 W

optical inset 14.8 W

18 W/m

Physical

length 1210 mm | width 33 mm | height 33 mm

0.5 kg

¹ RAL code ² incl. consideration of optical losses
³ Value of containing product at full load (undimmed)

Installation instructions



Lighting calculator



PIVOT MOVE IT 25 / 25 S / 45 suspended

050-03245380



Project / Type

Notes

Count / Date

Maintenance Factors

| Operating Time [h] | 10 000 | 20 000 | 30 000 | 40 000 | 50 000 |
|--------------------|--------|--------|--------|--------|--------|
| LLMF | 0.98 | 0.95 | 0.93 | 0.91 | 0.9 |
| LSF | 1 | 1 | 1 | 1 | 1 |

MF

MF

LMF^a

LMF × RSMF × LLMF × LSF

Maintenance Factor

Luminaire Maintenance Factor

RSMF^a

LLMF

LSF

Room Surface Maintenance Factor

Lamp Lumens Maintenance Factor

Lamp Survival Factor

^a According to "CIE 97, Maintenance of indoor electric lighting systems", 2005, ISBN 3-900-734-34-8. The values must be determined by the planner.

