

# WALLWASHER FLUSH

MOVE IT 25

050-0212538A

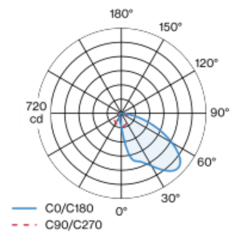


Project / Type	
Notes	
Count / Date	

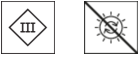
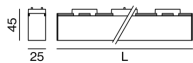


Linear light inset made of aluminium; surface anodised black; light inset can be installed and moved without tools by means of magnetic holders+locking; flush with profile system; power supplied via MOVE IT system track profile; hot plug protection; with specially computed, asymmetric lens for homogeneous vertical lighting intensity; optical attachment available as accessory; accessories are listed separately; passive cooling of the LEDs through improved heat sink geometry; with CSP (Chip-Scale-Packaging) technology for maximum efficiency; light colour 3000 K; binning initial MacAdam  $\leq 3$  SDCM; CRI  $\geq 90$ ; min. 80% of luminous flux after 50000 operating hours; energy efficient LEDs with high CRI; degree of protection IP20; PC3; 48 V; DALI single control; flicker-free visual comfort through analogue current control (minimum value 1%); light source not replaceable;

## Light distribution



## Product drawing



## General

Ceiling / Wall , Track	
black , RAL 9005 <sup>1</sup>	
IP20	
908 lm	
optical inset 116 lm/W <sup>2</sup>	

## LED

3000 K	
CRI $\geq 90$	
L80 / 50000 h	
initial MacAdam $\leq 3$ SDCM	
R <sub>g</sub> : 101 , R <sub>f</sub> : 91 , R <sub>f(1-15)</sub> : 89	
MR 0.56	
MDER 0.51	

## Optical

wallwasher	
PstLM $\leq 1.0$ <sup>3</sup>	
SVM $\leq 0.4$ <sup>3</sup>	

## Electrical

DALI-2 single control	
48 V	
fixture 11.2 W	
optical inset 7.8 W	
PC3	
1 DALI Addr.	

## Physical

length 605 mm	
width 25 mm	
height 45 mm	
0.4 kg	

<sup>1</sup> RAL code <sup>2</sup> incl. consideration of optical losses  
<sup>3</sup> Value of containing product at full load (undimmed)

## Installation instructions



# WALLWASHER FLUSH

MOVE IT 25  
050-0212538A



Project / Type

Notes

Count / Date

## Maintenance Factors

Operating Time [h]	10 000	20 000	30 000	40 000	50 000
LLMF	0.96	0.93	0.89	0.86	0.83
LSF	1	1	1	1	1

MF

MF

LMF<sup>a</sup>

LMF × RSMF × LLMF × LSF

Maintenance Factor

Luminaire Maintenance Factor

RSMF<sup>a</sup>

LLMF

LSF

Room Surface Maintenance Factor

Lamp Lumens Maintenance Factor

Lamp Survival Factor

<sup>a</sup> According to "CIE 97, Maintenance of indoor electric lighting systems", 2005, ISBN 3-900-734-34-8. The values must be determined by the planner.

