

ARY cable suspended


MOVE IT 25 / 25 S / 45
050-051143XM



Project / Type

Notes

Count / Date



General

Ceiling , Track Suspended

special colours

IP20

972 lm

optical inset 81 lm/W¹

LED

2700 K

CRI ≥ 90

L90 / 50000 h

initial MacAdam ≤ 3 SDCM

R_g: 96 , R_r: 90 , R_{t(1-15)}: 88

MR 0.55

MDER 0.5

Optical

medium

beam angle 25°

PstLM ≤ 1.0²

SVM ≤ 0.4²

Electrical

DALI-2

48 V

fixture 14.1 W

optical inset 12.0 W

PC3

1 DALI Addr.

Physical

cable 1500 mm

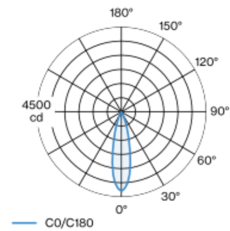
diameter 47 mm

height 110 mm

0.35 kg

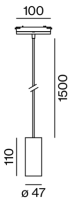
Decorative pendant light inset made of aluminium; surface special colours powder coated; light inset can be installed and moved without tools by means of magnetic holders+locking; power supplied via MOVE IT system track profile; hot plug protection; pendant fitting with 1500mm suspension, incl. feed (special colours), can be individually shortened; shades available as accessory in RAL colours velvet beige, madeira brown, kingfisher grey, woodpecker olive, signal white or signal black; accessories are listed separately; passive cooling of the LEDs through improved heat sink geometry; with COB (Chip on Board) technology for maximum efficiency; no appearance of multiple shadows; light colour 2700 K; binning initial MacAdam ≤ 3 SDCM; CRI ≥ 90; min. 90% of luminous flux after 50000 operating hours; energy efficient LEDs with high CRI; good glare control through recessed light point level; incl. high quality lens system; precise radiation characteristic with 25° beam; degree of protection IP20; PC3; 48 V; DALI single control; flicker-free visual comfort through analogue current control (minimum value 1%); light source not replaceable;

Light distribution



medium 25°			
h (m)	EO° (lx)	ø (m)	
1	4200	0.44	
2	1050	0.89	
3	470	1.33	
4	260	1.78	
5	170	2.22	

Product drawing



¹ incl. consideration of optical losses
² Value of containing product at full load (undimmed)

Installation instructions



Lighting calculator

