

ARY rod suspended


MOVE IT 25 / 25 S / 45
050-052161XF



Project / Type

Notes

Count / Date



General

Ceiling | Track Suspended

special colours

IP20

1170 lm

LED

4000 K

CRI ≥ 90

L90 / 50000 h

initial MacAdam ≤ 3 SDCM

R_g: 96 | R_f: 89 | R₍₁₋₁₅₎: 89

MR 0.84 | MDER 0.76

Optical

flood | beam angle 44°

PstLM ≤ 1.0^{1 2 3 4} | SVM ≤ 0.4^{1 2 3 4}

Electrical

non DIM

PC3 | 48 V

fixture 14.1 W

fixture 83 lm/W⁵

Physical

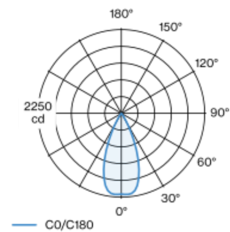
rod 1500 mm

diameter 47 mm | height 110 mm

0.45 kg

Decorative pendant light inset made of aluminium; surface special colours powder coated; light inset can be installed and moved without tools by means of magnetic holders+locking; power supplied via MOVE IT system track profile; hot plug protection; height adjustable U-profile pendant rod suspension (special colours) 1500mm, feed in U-profile; passive cooling of the LEDs through improved heat sink geometry; with COB (Chip on Board) technology for maximum efficiency; no appearance of multiple shadows; light colour 4000 K; binning initial MacAdam ≤ 3 SDCM; CRI ≥ 90; min. 90% of luminous flux after 50000 operating hours; energy efficient LEDs with high CRI; good glare control through recessed light point level; incl. high quality lens system; precise radiation characteristic with 44° beam; degree of protection IP20; PC3; 48 V; non-dimmable; light source not replaceable;

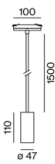
Light distribution



flood 44°

h (m)	EO° (lx)	ø (m)
1	2170	0.82
2	540	1.64
3	240	2.45
4	140	3.27
5	90	4.09

Product drawing



¹ soft lens BO 45 007-1965980
² wallwasher lens BO 45 007-1965780
³ oval lens BO 45 007-1965880
⁴ Value of containing product at full load (undimmed)
⁵ incl. consideration of optical losses, internal control unit losses & operating device efficiency

Installation instructions



Lighting calculator

