

# ARY adjustable rod suspended

MOVE IT 25 / 25 S / 45

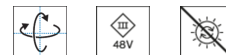
050-0631D38F



Project / Type

Notes

Count / Date



## General

Ceiling | Track Suspended

tilt max 90°

rotation 265°

black | RAL 9005 <sup>1</sup>

IP20

285 lm

optical inset 71 lm/W <sup>2</sup>

## LED

tunable white | 2200 K - 4000 K

CRI ≥ 90

L95 / 50000 h

initial MacAdam ≤ 3 SDCM

MR 0.4 | MDER 0.37

## Optical

flood | beam angle 46°

PstLM ≤ 1.0 <sup>3</sup> | SVM ≤ 0.4 <sup>3</sup>

## Electrical

DALI-2 DT8 | 1 DALI Addr.

PC3 | 48 V

fixture 5.4 W

optical inset 4.0 W

## Physical

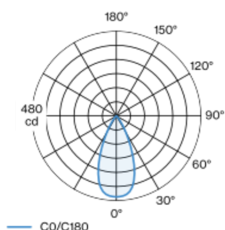
rod 1500 mm with hook

diameter 47 mm | height 110 mm

0.5 kg

Decorative pendant light inset made of aluminium; surface black powder coated; light inset can be installed and moved without tools by means of magnetic holders+locking; power supplied via MOVE IT system track profile; hot plug protection; height adjustable U-profile pendant rod suspension (black) 1500mm, feed 2000mm (1500mm in U-profile), incl. ceiling mounting ring + hook (black) for multiple positioning of the luminaire in the room; spotlight head 265° rotatable and 90° tiltable; passive cooling of the LEDs through improved heat sink geometry; with CSP (Chip-Scale-Packaging) technology for maximum efficiency; no multiple shadows; light colour: tunable white diodes (2200-4000 K); binning initial MacAdam ≤ 3 SDCM; CRI ≥ 90; min. 95% of luminous flux after 50000 operating hours; energy efficient LEDs with high CRI; good glare control through recessed light point level; incl. high quality lens system; precise radiation characteristic with 46° beam; degree of protection IP20; PC3; 48 V; DALI single control; flicker-free visual comfort through analogue current control (minimum value 1%); light source not replaceable;

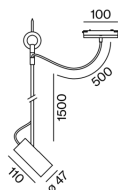
## Light distribution



flood 46°

h (m)	EO° (lx)	ø (m)
1	459	0.86
2	115	1.71
3	51	2.57
4	29	3.43
5	18	4.28

## Product drawing



## Installation instructions



## Lighting calculator



<sup>1</sup> RAL code <sup>2</sup> incl. consideration of optical losses

<sup>3</sup> Value of containing product at full load (undimmed)

# ARY adjustable rod suspended

MOVE IT 25 / 25 S / 45

050-0631D38F



Project / Type

Notes

Count / Date

## Maintenance Factors

Operating Time [h]	10 000	20 000	30 000	40 000	50 000
LLMF	1	1	1	0.98	0.95
LSF	1	1	1	1	1

MF	LMF × RSMF × LLMF × LSF	RSMF <sup>a</sup>	Room Surface Maintenance Factor
MF	Maintenance Factor	LLMF	Lamp Lumens Maintenance Factor
LMF <sup>a</sup>	Luminaire Maintenance Factor	LSF	Lamp Survival Factor

<sup>a</sup> According to "CIE 97, Maintenance of indoor electric lighting systems", 2005, ISBN 3-900-734-34-8. The values must be determined by the planner.

## Mounting accessories

### RING TRACK MOUNTED

COLOUR	Ø (MM)	ARTICLE NUMBER(S)
traffic white	50	050-051017
jet black	50	050-051018



### RING CEILING MOUNTED

COLOUR	Ø (MM)	ARTICLE NUMBER(S)
traffic white	50	050-0510217
jet black	50	050-0510218



## Optical accessories

### OVAL LENS

Ø (MM)	ARTICLE NUMBER(S)
42	007-1965880



### SOFT LENS

Ø (MM)	ARTICLE NUMBER(S)
42	007-1965980



### WALLWASHER LENS

Ø (MM)	ARTICLE NUMBER(S)
42	007-1965780

