

ARY adjustable rod suspended


MOVE IT 25 / 25 S / 45
050-0531517M



Project / Type

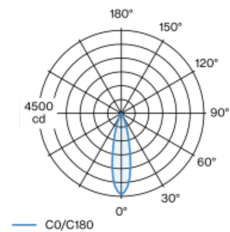
Notes

Count / Date



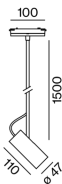
Decorative pendant light inset made of aluminium; surface white powder coated; light inset can be installed and moved without tools by means of magnetic holders+locking; power supplied via MOVE IT system track profile; hot plug protection; height adjustable U-profile pendant rod suspension (white) 1500mm, feed in U-profile; spotlight head 265° rotatable and 90° tiltable; passive cooling of the LEDs through improved heat sink geometry; with COB (Chip on Board) technology for maximum efficiency; no appearance of multiple shadows; light colour 3000 K; binning initial MacAdam ≤ 3 SDCM; CRI ≥ 90; min. 90% of luminous flux after 50000 operating hours; energy efficient LEDs with high CRI; good glare control through recessed light point level; incl. high quality lens system; precise radiation characteristic with 25° beam; degree of protection IP20; PC3; 48 V; non-dimmable; light source not replaceable;

Light distribution



medium 25°		
h (m)	E0° (lx)	ø (m)
1	4410	0.44
2	1100	0.89
3	490	1.33
4	280	1.78
5	180	2.22

Product drawing



General

Ceiling | Track Suspended

tilt max 90°

rotation 265°

white | RAL 9016 ¹

IP20

1020 lm

LED

3000 K

CRI ≥ 90

L90 / 50000 h

initial MacAdam ≤ 3 SDCM

R_g: 98 | R_f: 91 | R₍₁₋₁₅₎: 89

MR 0.62 | MDER 0.56

Optical

medium | beam angle 25°

PstLM ≤ 1.0^{2 3 4 5} | SVM ≤ 0.4^{2 3 4 5}

Electrical

non DIM

PC3 | 48 V

fixture 14.1 W

fixture 72 lm/W ⁶

Physical

rod 1500 mm

diameter 47 mm | height 110 mm

0.45 kg

¹ RAL code ² wallwasher lens BO 45 007-1965780
³ oval lens BO 45 007-1965880 ⁴ soft lens BO 45 007-1965980
⁵ Value of containing product at full load (undimmed)
⁶ incl. consideration of optical losses, internal control unit losses & operating device efficiency

Installation instructions



Lighting calculator

