

# ARY rod suspended


MOVE IT 25 / 25 S / 45  
050-062143XM



Project / Type

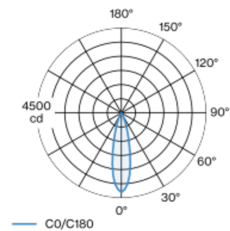
Notes

Count / Date



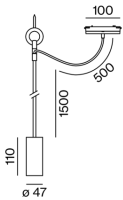
Decorative pendant light inset made of aluminium; surface special colours powder coated; light inset can be installed and moved without tools by means of magnetic holders+locking; power supplied via MOVE IT system track profile; hot plug protection; height adjustable U-profile pendant rod suspension (special colours) 1500mm, feed 2000mm (1500mm in U-profile), incl. ceiling mounting ring + hook (special colours) for multiple positioning of the luminaire in the room; passive cooling of the LEDs through improved heat sink geometry; with COB (Chip on Board) technology for maximum efficiency; no appearance of multiple shadows; light colour 2700 K; binning initial MacAdam  $\leq 3$  SDCM; CRI  $\geq 90$ ; min. 90% of luminous flux after 50000 operating hours; energy efficient LEDs with high CRI; good glare control through recessed light point level; incl. high quality lens system; precise radiation characteristic with 25° beam; degree of protection IP20; PC3; 48 V; DALI single control; flicker-free visual comfort through analogue current control (minimum value 1%); light source not replaceable;

## Light distribution



medium 25°		
h (m)	EO° (lx)	ø (m)
1	4200	0.44
2	1050	0.89
3	470	1.33
4	260	1.78
5	170	2.22

## Product drawing



### General

Ceiling | Track Suspended

special colours

IP20

972 lm

optical inset 81 lm/W <sup>1</sup>

### LED

2700 K

CRI  $\geq 90$

L90 / 50000 h

initial MacAdam  $\leq 3$  SDCM

R<sub>g</sub>: 96 | R<sub>r</sub>: 90 | R<sub>t(1-15)</sub>: 88

MR 0.55 | MDER 0.5

### Optical

medium | beam angle 25°

PstLM  $\leq 1.0$  <sup>2</sup> | SVM  $\leq 0.4$  <sup>2</sup>

### Electrical

DALI-2 | 1 DALI Addr.

PC3 | 48 V

fixture 14.1 W

optical inset 12.0 W

### Physical

rod 1500 mm with hook

diameter 47 mm | height 110 mm

0.5 kg

<sup>1</sup> incl. consideration of optical losses

<sup>2</sup> Value of containing product at full load (undimmed)

## Installation instructions



## Lighting calculator



# ARY rod suspended

MOVE IT 25 / 25 S / 45

050-062143XM



Project / Type

Notes

Count / Date

## Maintenance Factors

Operating Time [h]	10 000	20 000	30 000	40 000	50 000
LLMF	0.98	0.97	0.96	0.95	0.94
LSF	1	1	1	1	1

MF	LMF × RSMF × LLMF × LSF	RSMF <sup>a</sup>	Room Surface Maintenance Factor
MF	Maintenance Factor	LLMF	Lamp Lumens Maintenance Factor
LMF <sup>a</sup>	Luminaire Maintenance Factor	LSF	Lamp Survival Factor

<sup>a</sup> According to "CIE 97, Maintenance of indoor electric lighting systems", 2005, ISBN 3-900-734-34-8. The values must be determined by the planner.

## Mounting accessories

### RING TRACK MOUNTED

COLOUR	Ø (MM)	ARTICLE NUMBER(S)
traffic white	50	050-051017
jet black	50	050-051018



### RING CEILING MOUNTED

COLOUR	Ø (MM)	ARTICLE NUMBER(S)
traffic white	50	050-0510217
jet black	50	050-0510218



## Optical accessories

### OVAL LENS

Ø (MM)	ARTICLE NUMBER(S)
42	007-1965880



### SOFT LENS

Ø (MM)	ARTICLE NUMBER(S)
42	007-1965980



### WALLWASHER LENS

Ø (MM)	ARTICLE NUMBER(S)
42	007-1965780

