

ARY adjustable rod suspended

MOVE IT 25 / 25 S / 45


050-0531537F



Project / Type

Notes

Count / Date



General

Ceiling | Track Suspended

tilt max 90°

rotation 265°

white | RAL 9016 ¹

IP20

1090 lm

LED

3000 K

CRI ≥ 90

L90 / 50000 h

initial MacAdam ≤ 3 SDCM

R_g: 98 | R_f: 91 | R₍₁₋₁₅₎: 89

MR 0.62 | MDER 0.56

Optical

flood | beam angle 44°

PstLM ≤ 1.0² 3 4 5 | SVM ≤ 0.4² 3 4 5

Electrical

DALI-2 | 1 DALI Addr.

PC3 | 48 V

fixture 14.1 W

fixture 77 lm/W ⁶

Physical

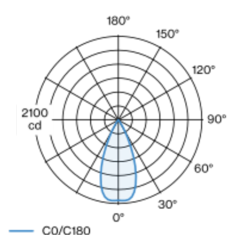
rod 1500 mm

diameter 47 mm | height 110 mm

0.45 kg

Decorative pendant light inset made of aluminium; surface white powder coated; light inset can be installed and moved without tools by means of magnetic holders+locking; power supplied via MOVE IT system track profile; hot plug protection; height adjustable U-profile pendant rod suspension (white) 1500mm, feed in U-profile; spotlight head 265° rotatable and 90° tiltable; passive cooling of the LEDs through improved heat sink geometry; with COB (Chip on Board) technology for maximum efficiency; no appearance of multiple shadows; light colour 3000 K; binning initial MacAdam ≤ 3 SDCM; CRI ≥ 90; min. 90% of luminous flux after 50000 operating hours; energy efficient LEDs with high CRI; good glare control through recessed light point level; incl. high quality lens system; precise radiation characteristic with 44° beam; degree of protection IP20; PC3; 48 V; DALI single control; flicker-free visual comfort through analogue current control (minimum value 1%); light source not replaceable;

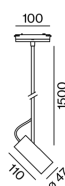
Light distribution



flood 44°

| h (m) | EO° (lx) | ø (m) |
|-------|----------|-------|
| 1 | 2020 | 0.82 |
| 2 | 510 | 1.64 |
| 3 | 220 | 2.45 |
| 4 | 130 | 3.27 |
| 5 | 80 | 4.09 |

Product drawing



¹ RAL code ² soft lens BO 45 007-1965980

³ oval lens BO 45 007-1965880

⁴ wallwasher lens BO 45 007-1965780

⁵ Value of containing product at full load (undimmed)

⁶ incl. consideration of optical losses, internal control unit losses & operating device efficiency

Installation instructions



Lighting calculator



ARY adjustable rod suspended

MOVE IT 25 / 25 S / 45

050-0531537F



Project / Type

Notes

Count / Date

Maintenance Factors

| Operating Time [h] | 10 000 | 20 000 | 30 000 | 40 000 | 50 000 |
|--------------------|--------|--------|--------|--------|--------|
| LLMF | 0.98 | 0.97 | 0.96 | 0.95 | 0.94 |
| LSF | 1 | 1 | 1 | 1 | 1 |

| | | | |
|------------------|------------------------------|-------------------|---------------------------------|
| MF | LMF × RSMF × LLMF × LSF | RSMF ^a | Room Surface Maintenance Factor |
| MF | Maintenance Factor | LLMF | Lamp Lumens Maintenance Factor |
| LMF ^a | Luminaire Maintenance Factor | LSF | Lamp Survival Factor |

^a According to "CIE 97, Maintenance of indoor electric lighting systems", 2005, ISBN 3-900-734-34-8. The values must be determined by the planner.

Mounting accessories

RING TRACK MOUNTED

| COLOUR | Ø (MM) | ARTICLE NUMBER(S) |
|---------------|--------|-------------------|
| traffic white | 50 | 050-0510117 |
| jet black | 50 | 050-0510118 |



RING CEILING MOUNTED

| COLOUR | Ø (MM) | ARTICLE NUMBER(S) |
|---------------|--------|-------------------|
| traffic white | 50 | 050-0510217 |
| jet black | 50 | 050-0510218 |



Optical accessories

OVAL LENS

| Ø (MM) | ARTICLE NUMBER(S) |
|--------|-------------------|
| 42 | 007-1965880 |



SOFT LENS

| Ø (MM) | ARTICLE NUMBER(S) |
|--------|-------------------|
| 42 | 007-1965980 |



WALLWASHER LENS

| Ø (MM) | ARTICLE NUMBER(S) |
|--------|-------------------|
| 42 | 007-1965780 |

