

# TULA micro suspended


MOVE IT 25 / 25 S / 45  
050-081541XM



Project / Type

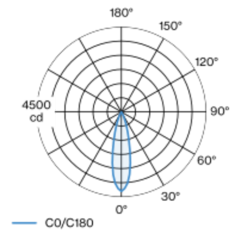
Notes

Count / Date



Decorative pendant light inset made of aluminium; surface special colours powder coated; light inset can be installed and moved without tools by means of magnetic holders+locking; power supplied via MOVE IT system track profile; hot plug protection; passive cooling of the LEDs through improved heat sink geometry; with COB (Chip on Board) technology for maximum efficiency; no appearance of multiple shadows; light colour 2700 K; binning initial MacAdam  $\leq 3$  SDCM; CRI  $\geq 90$ ; min. 80% of luminous flux after 50000 operating hours; energy efficient LEDs with high CRI; good glare control through recessed light point level; incl. high quality lens system; precise radiation characteristic with 25° beam; degree of protection IP20; PC3; 48 V; non-dimmable; light source replaceable by an authorized professional; control gear replaceable by an authorized professional;

## Light distribution



medium 25°

h (m)	EO° (lx)	ø (m)
1	4200	0.44
2	1050	0.89
3	470	1.33
4	260	1.78
5	170	2.22

## Product drawing



### General

Ceiling | Suspended

special colours

IP20

972 lm

### LED

2700 K

CRI  $\geq 90$

L80 / 50000 h

initial MacAdam  $\leq 3$  SDCM

R<sub>g</sub>: 96 | R<sub>f</sub>: 90 | R<sub>[(1-15)]</sub>: 88

MR 0.55 | MDER 0.5

### Optical

medium | beam angle 25°

PstLM  $\leq 1.0$ <sup>1 2 3 4</sup> | SVM  $\leq 0.4$ <sup>1 2 3 4</sup>

### Electrical

non DIM

PC3 | 48 V

fixture 14.1 W

fixture 69 lm/W<sup>5</sup>

### Physical

diameter 47 mm | height 300 mm

0.45 kg

2000 mm with hook

<sup>1</sup> soft lens BO 45 007-1965980 <sup>2</sup> oval lens BO 45 007-1965880  
<sup>3</sup> wallwasher lens BO 45 007-1965780  
<sup>4</sup> Value of containing product at full load (undimmed)  
<sup>5</sup> incl. consideration of optical losses, internal control unit losses & operating device efficiency

## Installation instructions



## Lighting calculator



# TULA micro suspended

MOVE IT 25 / 25 S / 45

050-081541XM



Project / Type

Notes

Count / Date

## Maintenance Factors

Operating Time [h]	10 000	20 000	30 000	40 000	50 000
LLMF	0.97	0.93	0.9	0.86	0.82
LSF	1	1	1	1	1

MF	LMF × RSMF × LLMF × LSF	RSMF <sup>a</sup>	Room Surface Maintenance Factor
MF	Maintenance Factor	LLMF	Lamp Lumens Maintenance Factor
LMF <sup>a</sup>	Luminaire Maintenance Factor	LSF	Lamp Survival Factor

<sup>a</sup> According to "CIE 97, Maintenance of indoor electric lighting systems", 2005, ISBN 3-900-734-34-8. The values must be determined by the planner.

## Mounting accessories

### RING track mounted

COLOUR	Ø (MM)	ARTICLE NUMBER(S)
traffic white	50	050-051017
jet black	50	050-051018



### RING ceiling mounted

COLOUR	Ø (MM)	ARTICLE NUMBER(S)
traffic white	50	050-0510217
jet black	50	050-0510218



## Optical accessories

### OVAL LENS

TYPE	Ø (MM)	ARTICLE NUMBER(S)
for BO 45   MOVE IN 45   TULA micro	42	007-1965880



### SOFT LENS

TYPE	Ø (MM)	ARTICLE NUMBER(S)
for ARY   BO 45   MOVE IN 45   TULA micro	42	007-1965980



### WALLWASHER LENS

TYPE	Ø (MM)	ARTICLE NUMBER(S)
for ARY   BO 45   MOVE IN 45   TULA micro	42	007-1965780



["050-081541XM"] The technical data represent rated values for an ambient temperature of 25°C. The data values for the luminous flux are initially subject to a tolerance of +/- 10%, those for the electrical connected load are initially subject to a tolerance of +/- 10%, and those for the colour temperature are initially subject to a tolerance of +/- 150 K. No liability is assumed for typographical or printing errors. The general terms and conditions of XAL GmbH apply.  
© XAL GmbH · Auer-Welsbach-Gasse 36 · 8055 Graz · Austria · www.xal.com

12.08.2025

# TULA micro suspended

MOVE IT 25 / 25 S / 45  
050-081541XM



Project / Type

Notes

Count / Date

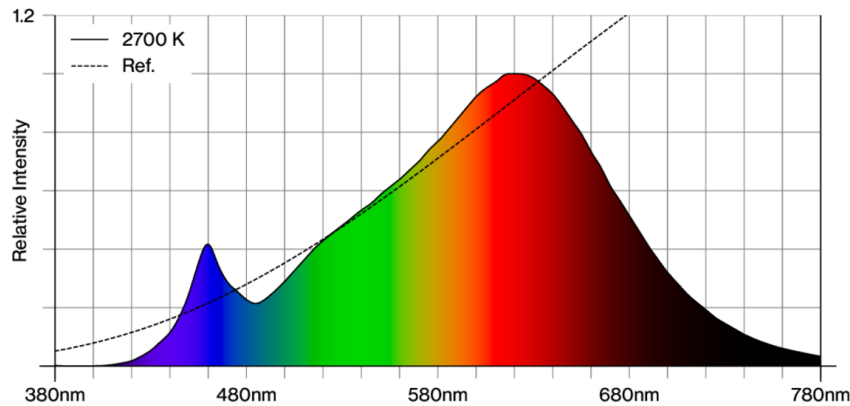
## Optical accessories

### HONEYCOMB LOUVER

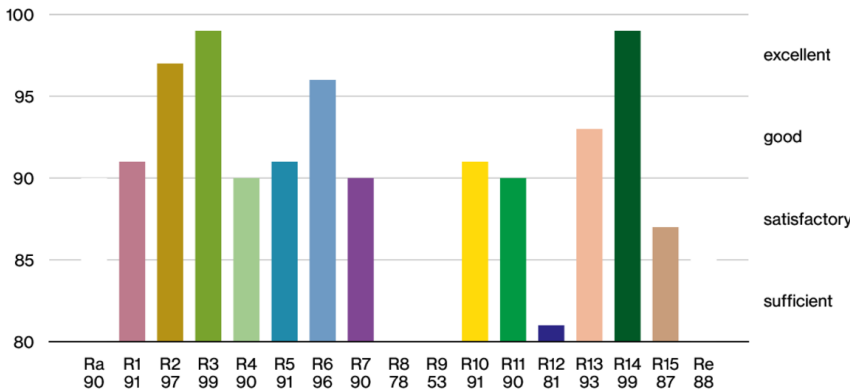
TYPE	COLOUR	Ø (MM)	ARTICLE NUMBER(S)
for BO 45   JUST 45   MOVE IN 45   TARO 45   TULA micro	jet black	42	007-1965188



## Colour rendering



## CRI/R<sub>a</sub> ≥ 91 R<sub>e</sub> ≥ 88 (2700 K)



## TM30 colour vector graphic



The black line represents the black body reference. The red line indicates the results of the test light source. The deviation from the test light source to the reference is shown and is marked by arrows. The shorter the arrows, the higher the color rendering.



['050-081541XM'] The technical data represent rated values for an ambient temperature of 25°C. The data values for the luminous flux are initially subject to a tolerance of +/- 10%, those for the electrical connected load are initially subject to a tolerance of +/- 10%, and those for the colour temperature are initially subject to a tolerance of +/- 150 K. No liability is assumed for typographical or printing errors. The general terms and conditions of XAL GmbH apply.  
© XAL GmbH · Auer-Welsbach-Gasse 36 · 8055 Graz · Austria · [www.xal.com](http://www.xal.com)