

# ARY rod suspended


MOVE IT 25 / 25 S / 45  
050-062161XF



Project / Type

Notes

Count / Date



General

Ceiling | Track Suspended

special colours

IP20

1170 lm

LED

4000 K

CRI ≥ 90

L90 / 50000 h

initial MacAdam ≤ 3 SDCM

R<sub>g</sub>: 96 | R<sub>f</sub>: 89 | R<sub>(1-15)</sub>: 89

MR 0.84 | MDER 0.76

Optical

flood | beam angle 44°

PstLM ≤ 1.0<sup>1 2 3 4</sup> | SVM ≤ 0.4<sup>1 2 3 4</sup>

Electrical

non DIM

PC3 | 48 V

fixture 14.1 W

fixture 83 lm/W<sup>5</sup>

Physical

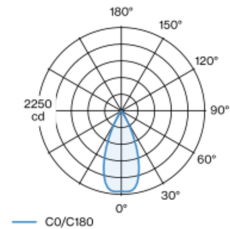
rod 1500 mm with hook

diameter 47 mm | height 110 mm

0.5 kg

Decorative pendant light inset made of aluminium; surface special colours powder coated; light inset can be installed and moved without tools by means of magnetic holders+locking; power supplied via MOVE IT system track profile; hot plug protection; height adjustable U-profile pendant rod suspension (special colours) 1500mm, feed 2000mm (1500mm in U-profile), incl. ceiling mounting ring + hook (special colours) for multiple positioning of the luminaire in the room; passive cooling of the LEDs through improved heat sink geometry; with COB (Chip on Board) technology for maximum efficiency; no appearance of multiple shadows; light colour 4000 K; binning initial MacAdam ≤ 3 SDCM; CRI ≥ 90; min. 90% of luminous flux after 50000 operating hours; energy efficient LEDs with high CRI; good glare control through recessed light point level; incl. high quality lens system; precise radiation characteristic with 44° beam; degree of protection IP20; PC3; 48 V; non-dimmable; light source not replaceable;

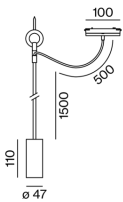
## Light distribution



flood 44°

h (m)	EO° (lx)	ø (m)
1	2170	0.82
2	540	1.64
3	240	2.45
4	140	3.27
5	90	4.09

## Product drawing



<sup>1</sup> soft lens BO 45 007-1965980

<sup>2</sup> wallwasher lens BO 45 007-1965780

<sup>3</sup> oval lens BO 45 007-1965880

<sup>4</sup> Value of containing product at full load (undimmed)

<sup>5</sup> incl. consideration of optical losses, internal control unit losses & operating device efficiency

## Installation instructions



## Lighting calculator

