

ARY rod suspended

MOVE IT 25 / 25 S / 45
050-062161XM



Project / Type

Notes

Count / Date



General

Ceiling | Track Suspended

special colours

IP20

1090 lm

optical inset 91 lm/W ¹

LED

4000 K

CRI ≥ 90

L90 / 50000 h

initial MacAdam ≤ 3 SDCM

R_g: 96 | R_f: 89 | R₁₋₁₅: 89

MR 0.84 | MDER 0.76

Optical

medium | beam angle 25°

PstLM ≤ 1.0 ² | SVM ≤ 0.4 ²

Electrical

non DIM

PC3 | 48 V

fixture 14.1 W

optical inset 12.0 W

Physical

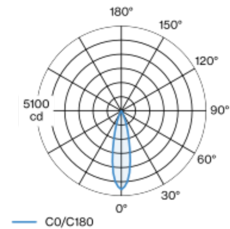
rod 1500 mm with hook

diameter 47 mm | height 110 mm

0.5 kg

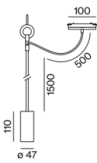
Decorative pendant light inset made of aluminium; surface special colours powder coated; light inset can be installed and moved without tools by means of magnetic holders+locking; power supplied via MOVE IT system track profile; hot plug protection; height adjustable U-profile pendant rod suspension (special colours) 1500mm, feed 2000mm (1500mm in U-profile), incl. ceiling mounting ring + hook (special colours) for multiple positioning of the luminaire in the room; passive cooling of the LEDs through improved heat sink geometry; with COB (Chip on Board) technology for maximum efficiency; no appearance of multiple shadows; light colour 4000 K; binning initial MacAdam ≤ 3 SDCM; CRI ≥ 90; min. 90% of luminous flux after 50000 operating hours; energy efficient LEDs with high CRI; good glare control through recessed light point level; incl. high quality lens system; precise radiation characteristic with 25° beam; degree of protection IP20; PC3; 48 V; non-dimmable; light source not replaceable;

Light distribution



| medium 25° | | | |
|------------|----------|-------|--|
| h (m) | EO° (lx) | ø (m) | |
| 1 | 4710 | 0.44 | |
| 2 | 1180 | 0.89 | |
| 3 | 520 | 1.33 | |
| 4 | 290 | 1.78 | |
| 5 | 190 | 2.22 | |

Product drawing



Installation instructions



Lighting calculator



ARY rod suspended

MOVE IT 25 / 25 S / 45

050-062161XM



Project / Type

Notes

Count / Date

Maintenance Factors

| Operating Time [h] | 10 000 | 20 000 | 30 000 | 40 000 | 50 000 |
|--------------------|--------|--------|--------|--------|--------|
| LLMF | 0.98 | 0.97 | 0.96 | 0.95 | 0.94 |
| LSF | 1 | 1 | 1 | 1 | 1 |

| | | | |
|------------------|------------------------------|-------------------|---------------------------------|
| MF | LMF × RSMF × LLMF × LSF | RSMF ^a | Room Surface Maintenance Factor |
| MF | Maintenance Factor | LLMF | Lamp Lumens Maintenance Factor |
| LMF ^a | Luminaire Maintenance Factor | LSF | Lamp Survival Factor |

^a According to "CIE 97, Maintenance of indoor electric lighting systems", 2005, ISBN 3-900-734-34-8. The values must be determined by the planner.

Mounting accessories

RING track mounted

| COLOUR | Ø (MM) | ARTICLE NUMBER(S) |
|---------------|--------|-------------------|
| traffic white | 50 | 050-051017 |
| jet black | 50 | 050-051018 |



RING ceiling mounted

| COLOUR | Ø (MM) | ARTICLE NUMBER(S) |
|---------------|--------|-------------------|
| traffic white | 50 | 050-0510217 |
| jet black | 50 | 050-0510218 |



Optical accessories

OVAL LENS

| TYPE | Ø (MM) | ARTICLE NUMBER(S) |
|-------------------------------------|--------|-------------------|
| for BO 45 MOVE IN 45 TULA micro | 42 | 007-1965880 |



SOFT LENS

| TYPE | Ø (MM) | ARTICLE NUMBER(S) |
|---|--------|-------------------|
| for ARY BO 45 MOVE IN 45 TULA micro | 42 | 007-1965980 |



WALLWASHER LENS

| TYPE | Ø (MM) | ARTICLE NUMBER(S) |
|---|--------|-------------------|
| for ARY BO 45 MOVE IN 45 TULA micro | 42 | 007-1965780 |



[050-062161XM] The technical data represent rated values for an ambient temperature of 25°C. The data values for the luminous flux are initially subject to a tolerance of +/- 10%, those for the electrical connected load are initially subject to a tolerance of +/- 10%, and those for the colour temperature are initially subject to a tolerance of +/- 150 K. No liability is assumed for typographical or printing errors. The general terms and conditions of XAL GmbH apply.
© XAL GmbH · Auer-Welsbach-Gasse 36 · 8055 Graz · Austria · www.xal.com

07.08.2025

ARY rod suspended

MOVE IT 25 / 25 S / 45
050-062161XM

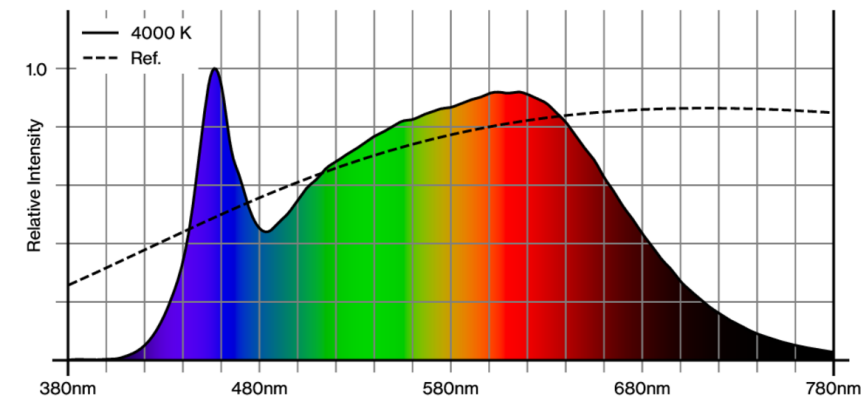


Project / Type

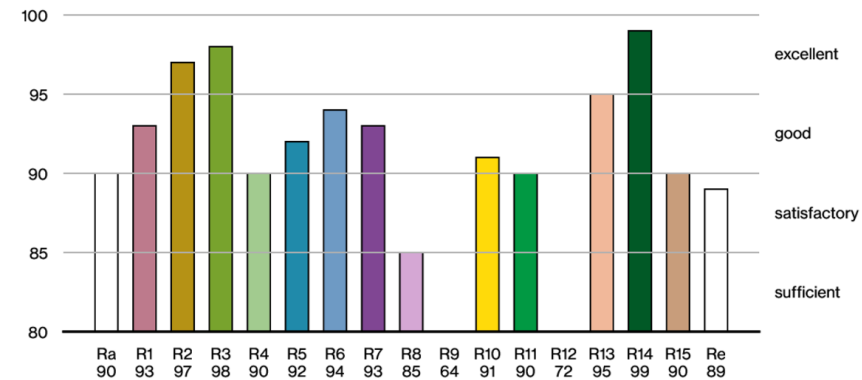
Notes

Count / Date

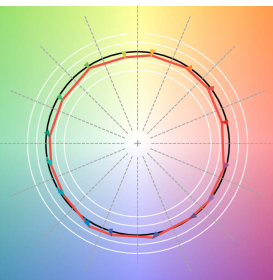
Colour rendering



CRI/R_a ≥ 92 R_e ≥ 89 (4000 K)



TM30 colour vector graphic



The black line represents the black body reference. The red line indicates the results of the test light source. The deviation from the test light source to the reference is shown and is marked by arrows. The shorter the arrows, the higher the color rendering.