

# ARY rod suspended

MOVE IT 25 / 25 S / 45

050-0621D3XF



Project / Type

Notes

Count / Date



## General

Ceiling , Track Suspended

special colours

IP20

285 lm

optical inset 71 lm/W<sup>1</sup>

## LED

tunable white

2200 K - 4000 K

CRI ≥ 90

L95 / 50000 h

initial MacAdam ≤ 3 SDCM

MR 0.4

MDER 0.37

## Optical

flood

beam angle 46°

PstLM ≤ 1.0<sup>2</sup>

SVM ≤ 0.4<sup>2</sup>

## Electrical

DALI-2 DT8

48 V

fixture 5.4 W

optical inset 4.0 W

PC3

1 DALI Addr.

## Physical

rod 1500 mm with hook

diameter 47 mm

height 110 mm

0.5 kg


<sup>1</sup> incl. consideration of optical losses

<sup>2</sup> Value of containing product at full load (undimmed)

## Installation instructions

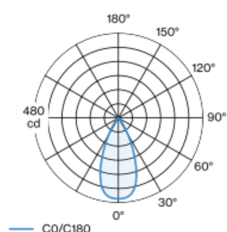


## Lighting calculator



Decorative pendant light inset made of aluminium; surface special colours powder coated; light inset can be installed and moved without tools by means of magnetic holders+locking; power supplied via MOVE IT system track profile; hot plug protection; height adjustable U-profile pendant rod suspension (special colours) 1500mm, feed 2000mm (1500mm in U-profile), incl. ceiling mounting ring + hook (special colours) for multiple positioning of the luminaire in the room; passive cooling of the LEDs through improved heat sink geometry; with CSP (Chip-Scale-Packaging) technology for maximum efficiency; no multiple shadows; light colour: tunable white diodes (2200-4000 K); binning initial MacAdam ≤ 3 SDCM; CRI ≥ 90; min. 95% of luminous flux after 50000 operating hours; energy efficient LEDs with high CRI; good glare control through recessed light point level; incl. high quality lens system; precise radiation characteristic with 46° beam; degree of protection IP20; PC3; 48 V; DALI single control; flicker-free visual comfort through analogue current control (minimum value 1%); light source not replaceable;

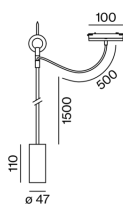
## Light distribution



flood 46°

h (m)	E0° (lx)	ø (m)
1	459	0.86
2	115	1.71
3	51	2.57
4	29	3.43
5	18	4.28

## Product drawing



# ARY rod suspended

MOVE IT 25 / 25 S / 45

050-0621D3XF



Project / Type

Notes

Count / Date

## Maintenance Factors

Operating Time [h]	10 000	20 000	30 000	40 000	50 000
LLMF	1	1	1	0.98	0.95
LSF	1	1	1	1	1

MF

LMF × RSMF × LLMF × LSF

MF

Maintenance Factor

LMF<sup>a</sup>

Luminaire Maintenance Factor

RSMF<sup>a</sup>

Room Surface Maintenance Factor

LLMF

Lamp Lumens Maintenance Factor

LSF

Lamp Survival Factor

<sup>a</sup> According to "CIE 97, Maintenance of indoor electric lighting systems", 2005, ISBN 3-900-734-34-8. The values must be determined by the planner.

## Mounting accessories

### RING TRACK MOUNTED

COLOUR	Ø (MM)	ARTICLE NUMBER(S)
traffic white	50	050-051017
jet black	50	050-051018



### RING CEILING MOUNTED

COLOUR	Ø (MM)	ARTICLE NUMBER(S)
traffic white	50	050-0510217
jet black	50	050-0510218



## Optical accessories

### OVAL LENS

Ø (MM)	ARTICLE NUMBER(S)
42	007-1965880



### SOFT LENS

Ø (MM)	ARTICLE NUMBER(S)
42	007-1965980



### WALLWASHER LENS

Ø (MM)	ARTICLE NUMBER(S)
42	007-1965780

