

# TULA micro suspended

MOVE IT 25 / 25 S / 45  
050-0715437F



Project / Type

Notes

Count / Date



General

Ceiling | Suspended

traffic white | RAL 9016

IP20

1040 lm

LED

2700 K

CRI ≥ 90

L80 / 50000 h

initial MacAdam ≤ 3 SDCM

R<sub>g</sub>: 96 | R<sub>f</sub>: 90 | R<sub>[-15]</sub>: 88

MR 0.55 | MDER 0.5

Optical

flood | beam angle 44°

PstLM ≤ 1.0<sup>1 2 3 4</sup> | SVM ≤ 0.4<sup>1 2 3 4</sup>

Electrical

DALI-2 | 1 DALI Addr.

PC3 | 48 V

fixture 14.1 W

fixture 74 lm/W<sup>5</sup>

Physical

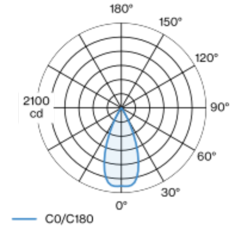
diameter 47 mm | height 300 mm

0.45 kg

1500 mm

Decorative pendant light inset made of aluminium; surface traffic white powder coated; light inset can be installed and moved without tools by means of magnetic holders+locking; power supplied via MOVE IT system track profile; hot plug protection; pendant fitting with 1500mm suspension, incl. feed (traffic white), can be individually shortened; passive cooling of the LEDs through improved heat sink geometry; with COB (Chip on Board) technology for maximum efficiency; no appearance of multiple shadows; light colour 2700 K; binning initial MacAdam ≤ 3 SDCM; CRI ≥ 90; min. 80% of luminous flux after 50000 operating hours; energy efficient LEDs with high CRI; good glare control through recessed light point level; incl. high quality lens system; precise radiation characteristic with 44° beam; degree of protection IP20; PC3; 48 V; DALI single control; flicker-free visual comfort through analogue current control (minimum value 1%); light source replaceable by an authorized professional; control gear replaceable by an authorized professional;

Light distribution



flood 44°

h (m)	EO° (lx)	ø (m)
1	1930	0.82
2	480	1.64
3	210	2.45
4	120	3.27
5	80	4.09

Product drawing



<sup>1</sup> oval lens BO 45 007-1965880 <sup>2</sup> soft lens BO 45 007-1965980

<sup>3</sup> wallwasher lens BO 45 007-1965780

<sup>4</sup> Value of containing product at full load (undimmed)

<sup>5</sup> incl. consideration of optical losses, internal control unit losses & operating device efficiency

Installation instructions



Lighting calculator



# TULA micro suspended

MOVE IT 25 / 25 S / 45

050-0715437F



Project / Type

Notes

Count / Date

## Maintenance Factors

Operating Time [h]	10 000	20 000	30 000	40 000	50 000
LLMF	0.97	0.93	0.9	0.86	0.82
LSF	1	1	1	1	1

MF LMF × RSMF × LLMF × LSF  
MF Maintenance Factor  
LMF<sup>a</sup> Luminaire Maintenance Factor

RSMF<sup>a</sup> Room Surface Maintenance Factor  
LLMF Lamp Lumens Maintenance Factor  
LSF Lamp Survival Factor

<sup>a</sup> According to "CIE 97, Maintenance of indoor electric lighting systems", 2005, ISBN 3-900-734-34-8. The values must be determined by the planner.

## Mounting accessories

### RING track mounted

COLOUR	Ø (MM)	ARTICLE NUMBER(S)
traffic white	50	050-051017
jet black	50	050-051018



### RING ceiling mounted

COLOUR	Ø (MM)	ARTICLE NUMBER(S)
traffic white	50	050-0510217
jet black	50	050-0510218



## Optical accessories

### OVAL LENS

TYPE	Ø (MM)	ARTICLE NUMBER(S)
for BO 45   MOVE IN 45   TULA micro	42	007-1965880



### SOFT LENS

TYPE	Ø (MM)	ARTICLE NUMBER(S)
for ARY   BO 45   MOVE IN 45   TULA micro	42	007-1965980



### WALLWASHER LENS

TYPE	Ø (MM)	ARTICLE NUMBER(S)
for ARY   BO 45   MOVE IN 45   TULA micro	42	007-1965780



[050-0715437F] The technical data represent rated values for an ambient temperature of 25°C. The data values for the luminous flux are initially subject to a tolerance of +/- 10%, those for the electrical connected load are initially subject to a tolerance of +/- 10%, and those for the colour temperature are initially subject to a tolerance of +/- 150 K. No liability is assumed for typographical or printing errors. The general terms and conditions of XAL GmbH apply.  
© XAL GmbH · Auer-Welsbach-Gasse 36 · 8055 Graz · Austria · www.xal.com

12.08.2025

# TULA micro suspended

MOVE IT 25 / 25 S / 45  
050-0715437F



Project / Type

Notes

Count / Date

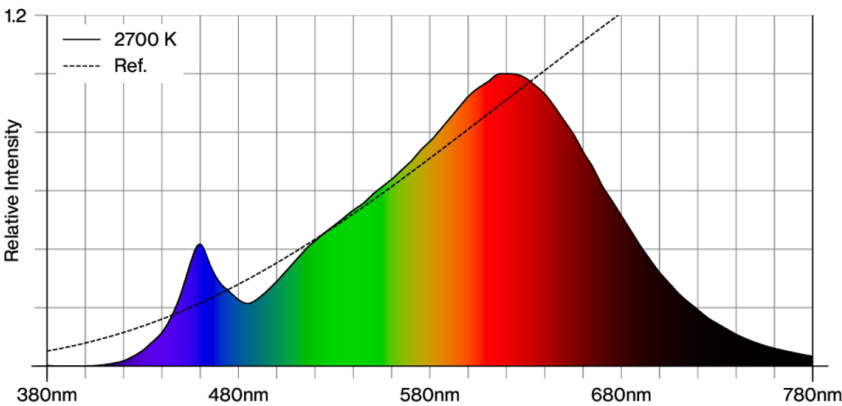
## Optical accessories

### HONEYCOMB LOUVER

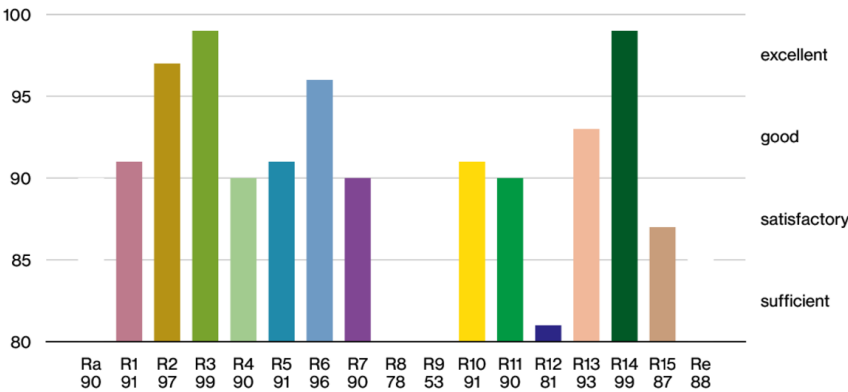
TYPE	COLOUR	Ø (MM)	ARTICLE NUMBER(S)
for BO 45   JUST 45   MOVE IN 45   TARO 45   TULA micro	jet black	42	007-1965188



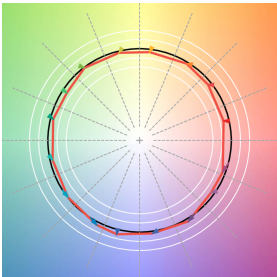
## Colour rendering



## CRI/R<sub>a</sub> ≥ 91 R<sub>e</sub> ≥ 88 (2700 K)



## TM30 colour vector graphic



The black line represents the black body reference. The red line indicates the results of the test light source. The deviation from the test light source to the reference is shown and is marked by arrows. The shorter the arrows, the higher the color rendering.

