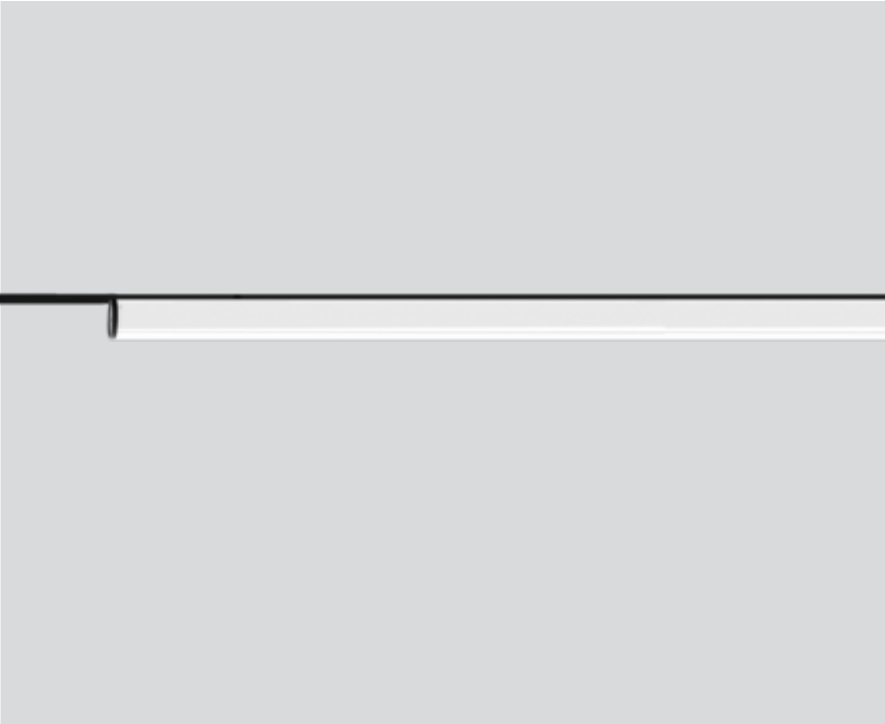




Project / Type _____

Notes _____

Count / Date _____



General

Ceiling / Wall , Track _____

rotation 360° _____

black , RAL 9005 ¹ _____

IP20 _____

1890 lm _____

2100 lm/m _____

optical inset 170 lm/W² _____

LED

3000 K _____

CRI ≥ 80 _____

L90 / 50000 h _____

initial MacAdam ≤ 3 SDCM _____

MR 0.54 _____

MDER 0.49 _____

Optical

opal (lambertsch) _____

PstLM ≤ 1.0 ³ _____

SVM ≤ 0.4 ³ _____

Electrical

non DIM _____

48 V _____

fixture 15.9 W _____

optical inset 11.1 W _____

PC3 _____

18 W/m _____

Physical

length 910 mm _____

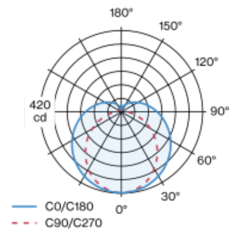
width 33 mm _____

height 33 mm _____

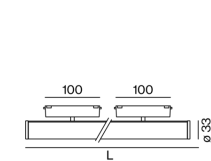
0.4 kg _____

Cylindrical, decorative-graphic light inset made of aluminium and satinised PMMA for homogeneous illumination; surface anodised black; light inset can be installed and moved without tools by means of magnetic holders+locking; suitable for two MOVE IT 25 S profiles as well as one MOVE IT 25 S profile (axial arrangement); holders 360° rotatable; power supplied via MOVE IT system track profile; hot plug protection; passive cooling of the LEDs through improved heat sink geometry; with CSP (Chip-Scale-Packaging) technology for maximum efficiency; light colour 3000 K; binning initial MacAdam ≤ 3 SDCM; CRI ≥ 80; min. 90% of luminous flux after 50000 operating hours; energy efficient LEDs with high CRI; degree of protection IP20; PC3; 48 V; non-dimmable; light source replaceable by an authorized professional;

Light distribution



Product drawing



¹ RAL code ² incl. consideration of optical losses
³ Value of containing product at full load (undimmed)

Installation instructions





Project / Type

Notes

Count / Date

Maintenance Factors

Operating Time [h]	10 000	20 000	30 000	40 000	50 000
LLMF	0.98	0.95	0.93	0.91	0.9
LSF	1	1	1	1	1

MF

MF

LMF^a

LMF × RSMF × LLMF × LSF

Maintenance Factor

Luminaire Maintenance Factor

RSMF^a

LLMF

LSF

Room Surface Maintenance Factor

Lamp Lumens Maintenance Factor

Lamp Survival Factor

^a According to "CIE 97, Maintenance of indoor electric lighting systems", 2005, ISBN 3-900-734-34-8. The values must be determined by the planner.