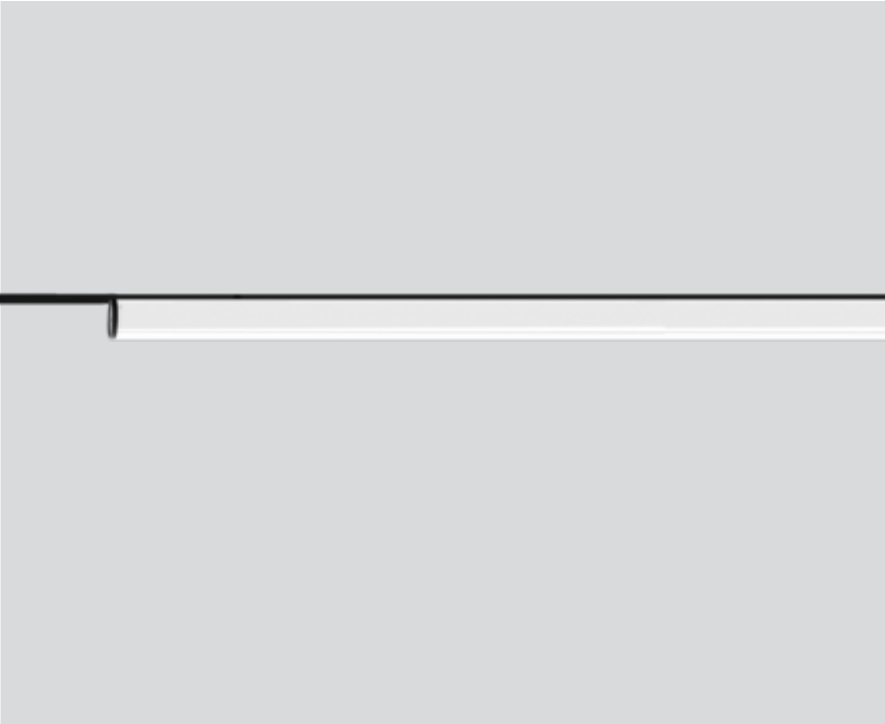




Project / Type \_\_\_\_\_

Notes \_\_\_\_\_

Count / Date \_\_\_\_\_



General

Ceiling / Wall , Track \_\_\_\_\_

rotation 360° \_\_\_\_\_

black , RAL 9005 <sup>1</sup> \_\_\_\_\_

IP20 \_\_\_\_\_

2530 lm \_\_\_\_\_

2100 lm/m \_\_\_\_\_

optical inset 171 lm/W<sup>2</sup> \_\_\_\_\_

LED

3000 K \_\_\_\_\_

CRI ≥ 80 \_\_\_\_\_

L90 / 50000 h \_\_\_\_\_

initial MacAdam ≤ 3 SDCM \_\_\_\_\_

MR 0.54 \_\_\_\_\_

MDER 0.49 \_\_\_\_\_

Optical

opal (lambertsch) \_\_\_\_\_

PstLM ≤ 1.0 <sup>3</sup> \_\_\_\_\_

SVM ≤ 0.4 <sup>3</sup> \_\_\_\_\_

Electrical

non DIM \_\_\_\_\_

48 V \_\_\_\_\_

fixture 21.2 W \_\_\_\_\_

optical inset 14.8 W \_\_\_\_\_

PC3 \_\_\_\_\_

18 W/m \_\_\_\_\_

Physical

length 1210 mm \_\_\_\_\_

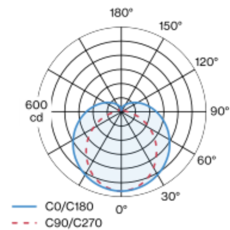
width 33 mm \_\_\_\_\_

height 33 mm \_\_\_\_\_

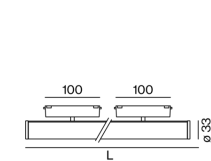
0.45 kg \_\_\_\_\_

Cylindrical, decorative-graphic light inset made of aluminium and satinised PMMA for homogeneous illumination; surface anodised black; light inset can be installed and moved without tools by means of magnetic holders+locking; suitable for two MOVE IT 25 S profiles as well as one MOVE IT 25 S profile (axial arrangement); holders 360° rotatable; power supplied via MOVE IT system track profile; hot plug protection; passive cooling of the LEDs through improved heat sink geometry; with CSP (Chip-Scale-Packaging) technology for maximum efficiency; light colour 3000 K; binning initial MacAdam ≤ 3 SDCM; CRI ≥ 80; min. 90% of luminous flux after 50000 operating hours; energy efficient LEDs with high CRI; degree of protection IP20; PC3; 48 V; non-dimmable; light source replaceable by an authorized professional;

Light distribution



Product drawing



<sup>1</sup> RAL code <sup>2</sup> incl. consideration of optical losses  
<sup>3</sup> Value of containing product at full load (undimmed)

Installation instructions





Project / Type

Notes

Count / Date

Maintenance Factors

Operating Time [h]	10 000	20 000	30 000	40 000	50 000
LLMF	0.98	0.95	0.93	0.91	0.9
LSF	1	1	1	1	1

MF	LMF × RSMF × LLMF × LSF	RSMF <sup>a</sup>	Room Surface Maintenance Factor
MF	Maintenance Factor	LLMF	Lamp Lumens Maintenance Factor
LMF <sup>a</sup>	Luminaire Maintenance Factor	LSF	Lamp Survival Factor

<sup>a</sup> According to "CIE 97, Maintenance of indoor electric lighting systems", 2005, ISBN 3-900-734-34-8. The values must be determined by the planner.