

# TULA micro suspended


MOVE IT 25 / 25 S / 45  
050-181551XF



Project / Type

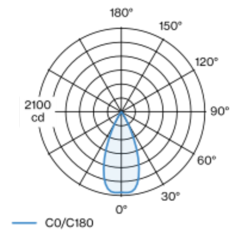
Notes

Count / Date



Decorative pendant light inset made of aluminium; surface special colours powder coated; light inset can be installed and moved without tools by means of magnetic holders+locking; power supplied via MOVE IT system track profile; hot plug protection; passive cooling of the LEDs through improved heat sink geometry; with COB (Chip on Board) technology for maximum efficiency; no appearance of multiple shadows; light colour 3000 K; binning initial MacAdam  $\leq 3$  SDCM; CRI  $\geq 90$ ; min. 80% of luminous flux after 50000 operating hours; energy efficient LEDs with high CRI; good glare control through recessed light point level; incl. high quality lens system; precise radiation characteristic with 44° beam; degree of protection IP20; PC3; 48 V; non-dimmable; light source replaceable by an authorized professional; control gear replaceable by an authorized professional;

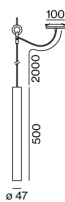
## Light distribution



flood 44°

h (m)	EO° (lx)	ø (m)
1	2020	0.82
2	510	1.64
3	220	2.45
4	130	3.27
5	80	4.09

## Product drawing



### General

Ceiling | Suspended

special colours

IP20

1090 lm

### LED

3000 K

CRI  $\geq 90$

L80 / 50000 h

initial MacAdam  $\leq 3$  SDCM

R<sub>g</sub>: 98 | R<sub>f</sub>: 91 | R<sub>(1-15)</sub>: 89

MR 0.62 | MDER 0.56

### Optical

flood | beam angle 44°

PstLM  $\leq 1.0$ <sup>1 2 3 4</sup> | SVM  $\leq 0.4$ <sup>1 2 3 4</sup>

### Electrical

non DIM

PC3 | 48 V

fixture 14.1 W

fixture 77 lm/W<sup>5</sup>

### Physical

diameter 47 mm | height 500 mm

0.7 kg

2000 mm with hook

<sup>1</sup> oval lens BO 45 007-1965880  
<sup>2</sup> wallwasher lens BO 45 007-1965780  
<sup>3</sup> soft lens BO 45 007-1965980  
<sup>4</sup> Value of containing product at full load (undimmed)  
<sup>5</sup> incl. consideration of optical losses, internal control unit losses & operating device efficiency

## Installation instructions



## Lighting calculator



# TULA micro suspended

MOVE IT 25 / 25 S / 45

050-181551XF



Project / Type

Notes

Count / Date

## Maintenance Factors

Operating Time [h]	10 000	20 000	30 000	40 000	50 000
LLMF	0.97	0.93	0.9	0.86	0.82
LSF	1	1	1	1	1

MF	LMF × RSMF × LLMF × LSF	RSMF <sup>a</sup>	Room Surface Maintenance Factor
MF	Maintenance Factor	LLMF	Lamp Lumens Maintenance Factor
LMF <sup>a</sup>	Luminaire Maintenance Factor	LSF	Lamp Survival Factor

<sup>a</sup> According to "CIE 97, Maintenance of indoor electric lighting systems", 2005, ISBN 3-900-734-34-8. The values must be determined by the planner.

## Mounting accessories

### RING TRACK MOUNTED

COLOUR	Ø (MM)	ARTICLE NUMBER(S)
traffic white	50	050-051017
jet black	50	050-051018



### RING CEILING MOUNTED

COLOUR	Ø (MM)	ARTICLE NUMBER(S)
traffic white	50	050-051027
jet black	50	050-051028



## Optical accessories

### OVAL LENS

Ø (MM)	ARTICLE NUMBER(S)
42	007-1965880



### SOFT LENS

Ø (MM)	ARTICLE NUMBER(S)
42	007-1965980



### WALLWASHER LENS

Ø (MM)	ARTICLE NUMBER(S)
42	007-1965780

