

TULA micro suspended


MOVE IT 25 / 25 S / 45
050-171543XM



Project / Type

Notes

Count / Date



General

Ceiling | Suspended

special colours

IP20

972 lm

LED

2700 K

CRI ≥ 90

L80 / 50000 h

initial MacAdam ≤ 3 SDCM

R_g: 96 | R_f: 90 | R_[-15]: 88

MR 0.55 | MDER 0.5

Optical

medium | beam angle 25°

P_{stLM} ≤ 1.0^{1 2 3 4} | SVM ≤ 0.4^{1 2 3 4}

Electrical

DALI-2 | 1 DALI Addr.

PC3 | 48 V

fixture 14.1 W

fixture 69 lm/W⁵

Physical

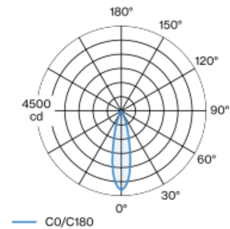
diameter 47 mm | height 500 mm

0.65 kg

1500 mm

Decorative pendant light inset made of aluminium; surface special colours powder coated; light inset can be installed and moved without tools by means of magnetic holders+locking; power supplied via MOVE IT system track profile; hot plug protection; pendant fitting with 1500mm suspension, incl. feed (black), can be individually shortened; passive cooling of the LEDs through improved heat sink geometry; with COB (Chip on Board) technology for maximum efficiency; no appearance of multiple shadows; light colour 2700 K; binning initial MacAdam ≤ 3 SDCM; CRI ≥ 90; min. 80% of luminous flux after 50000 operating hours; energy efficient LEDs with high CRI; good glare control through recessed light point level; incl. high quality lens system; precise radiation characteristic with 25° beam; degree of protection IP20; PC3; 48 V; DALI single control; flicker-free visual comfort through analogue current control (minimum value 1%); light source replaceable by an authorized professional; control gear replaceable by an authorized professional;

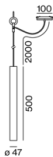
Light distribution



medium 25°

h (m)	EO° (lx)	ø (m)
1	4200	0.44
2	1050	0.89
3	470	1.33
4	260	1.78
5	170	2.22

Product drawing



¹ wallwasher lens BO 45 007-1965780
² oval lens BO 45 007-1965880 ³ soft lens BO 45 007-1965980
⁴ Value of containing product at full load (undimmed)
⁵ incl. consideration of optical losses, internal control unit losses & operating device efficiency

Installation instructions



Lighting calculator



TULA micro suspended

MOVE IT 25 / 25 S / 45

050-171543XM



Project / Type

Notes

Count / Date

Maintenance Factors

Operating Time [h]	10 000	20 000	30 000	40 000	50 000
LLMF	0.97	0.93	0.9	0.86	0.82
LSF	1	1	1	1	1

MF	LMF × RSMF × LLMF × LSF	RSMF ^a	Room Surface Maintenance Factor
MF	Maintenance Factor	LLMF	Lamp Lumens Maintenance Factor
LMF ^a	Luminaire Maintenance Factor	LSF	Lamp Survival Factor

^a According to "CIE 97, Maintenance of indoor electric lighting systems", 2005, ISBN 3-900-734-34-8. The values must be determined by the planner.

Mounting accessories

RING track mounted

COLOUR	Ø (MM)	ARTICLE NUMBER(S)
traffic white	50	050-051017
jet black	50	050-051018



RING ceiling mounted

COLOUR	Ø (MM)	ARTICLE NUMBER(S)
traffic white	50	050-0510217
jet black	50	050-0510218



Optical accessories

OVAL LENS

TYPE	Ø (MM)	ARTICLE NUMBER(S)
for BO 45 MOVE IN 45 TULA micro	42	007-1965880



SOFT LENS

TYPE	Ø (MM)	ARTICLE NUMBER(S)
for ARY BO 45 MOVE IN 45 TULA micro	42	007-1965980



WALLWASHER LENS

TYPE	Ø (MM)	ARTICLE NUMBER(S)
for ARY BO 45 MOVE IN 45 TULA micro	42	007-1965780



[050-171543XM] The technical data represent rated values for an ambient temperature of 25°C. The data values for the luminous flux are initially subject to a tolerance of +/- 10%, those for the electrical connected load are initially subject to a tolerance of +/- 10%, and those for the colour temperature are initially subject to a tolerance of +/- 150 K. No liability is assumed for typographical or printing errors. The general terms and conditions of XAL GmbH apply.
© XAL GmbH · Auer-Welsbach-Gasse 36 · 8055 Graz · Austria · www.xal.com

12.08.2025

TULA micro suspended

MOVE IT 25 / 25 S / 45
050-171543XM



Project / Type

Notes

Count / Date

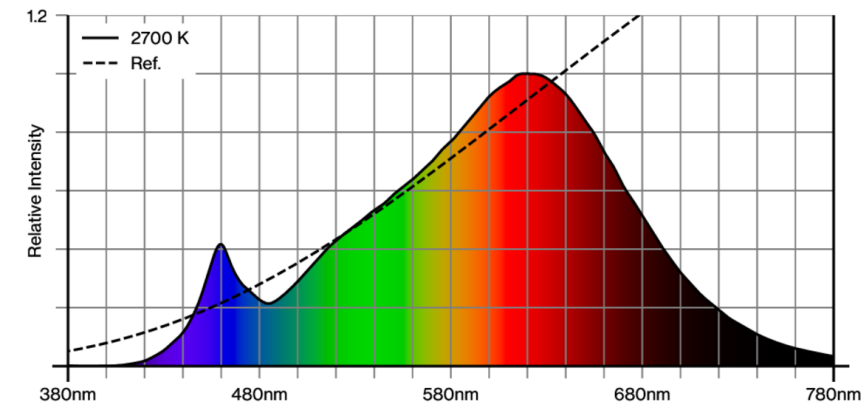
Optical accessories

HONEYCOMB LOUVER

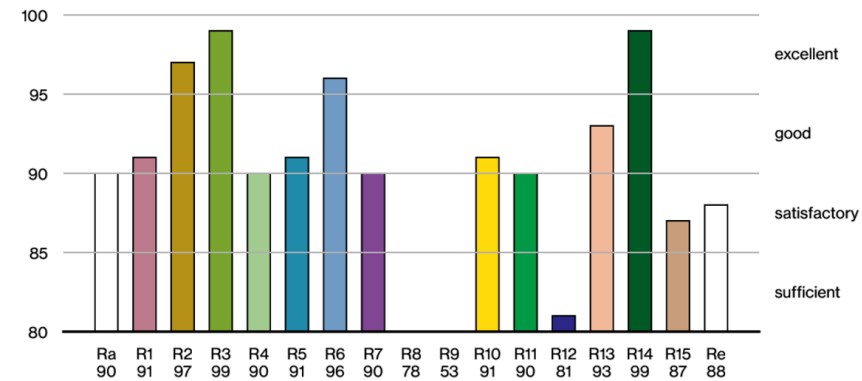
TYPE	COLOUR	Ø (MM)	ARTICLE NUMBER(S)
for BO 45 JUST 45 MOVE IN 45 TARO 45 TULA micro	jet black	42	007-1965188



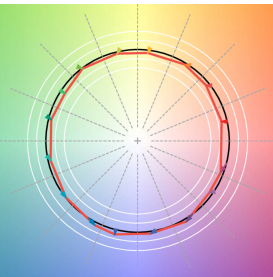
Colour rendering



CRI/R_a ≥ 91 R_e ≥ 88 (2700 K)



TM30 colour vector graphic



The black line represents the black body reference. The red line indicates the results of the test light source. The deviation from the test light source to the reference is shown and is marked by arrows. The shorter the arrows, the higher the color rendering.

