

TULA nano suspended


MOVE IT 25 / 25 S / 45
050-1811434M



Project / Type

Notes

Count / Date



Decorative pendant light inset made of aluminium; surface polished chrome; light inset can be installed and moved without tools by means of magnetic holders+locking; power supplied via MOVE IT system track profile; hot plug protection; passive cooling of the LEDs through improved heat sink geometry; with COB (Chip on Board) technology for maximum efficiency; no appearance of multiple shadows; light colour 2700 K; binning initial MacAdam ≤ 2 SDCM; CRI ≥ 90 ; min. 80% of luminous flux after 50000 operating hours; energy efficient LEDs with high CRI; good glare control through recessed light point level; incl. high quality lens system; precise radiation characteristic with 24° beam; degree of protection IP20; PC3; 48 V; DALI single control; flicker-free visual comfort through analogue current control (minimum value 1%); light source replaceable by an authorized professional; control gear replaceable by an authorized professional;



General

Ceiling | Suspended

chrome

IP20

790 lm

optical inset 89 lm/W ¹

LED

2700 K

CRI ≥ 90

L80 / 50000 h

initial MacAdam ≤ 2 SDCM

R_g: 97 | R_r: 91 | R_{f(1-15)}: 87

MR 0.52 | MDER 0.47

Optical

medium | beam angle 24°

PstLM ≤ 1.0 ² | SVM ≤ 0.4 ²

Electrical

DALI-2 | 1 DALI Addr.

PC3 | 48 V

fixture 11.8 W

optical inset 8.9 W

Physical

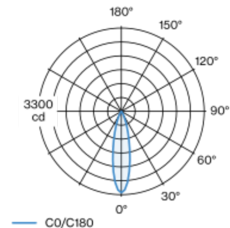
diameter 26 mm | height 500 mm

0.35 kg

2000 mm with hook

¹ incl. consideration of optical losses
² Value of containing product at full load (undimmed)

Light distribution



medium 24°		
h (m)	E0° (lx)	ø (m)
1	3220	0.43
2	810	0.85
3	360	1.28
4	200	1.71
5	130	2.13

Product drawing



Installation instructions



Lighting calculator



TULA nano suspended

MOVE IT 25 / 25 S / 45
050-1811434M



Project / Type

Notes

Count / Date

Mounting accessories

RING track mounted

COLOUR	Ø (MM)	ARTICLE NUMBER(S)
traffic white	50	050-0510117
jet black	50	050-0510118



RING ceiling mounted


COLOUR	Ø (MM)	ARTICLE NUMBER(S)
traffic white	50	050-0510217
jet black	50	050-0510218



Optical accessories

OVAL LENS

TYPE	Ø (MM)	ARTICLE NUMBER(S)
for BO 45 MOVE IN 45 TULA micro	42	007-1965880



SOFT LENS

TYPE	Ø (MM)	ARTICLE NUMBER(S)
for ARY BO 45 MOVE IN 45 TULA micro	42	007-1965980



WALLWASHER LENS

TYPE	Ø (MM)	ARTICLE NUMBER(S)
for ARY BO 45 MOVE IN 45 TULA micro	42	007-1965780



Optical accessories

HONEYCOMB LOUVER

TYPE	COLOUR	Ø (MM)	ARTICLE NUMBER(S)
for BO 45 JUST 45 MOVE IN 45 TARO 45 TULA micro	jet black	42	007-1965188



TULA nano suspended

MOVE IT 25 / 25 S / 45
050-1811434M

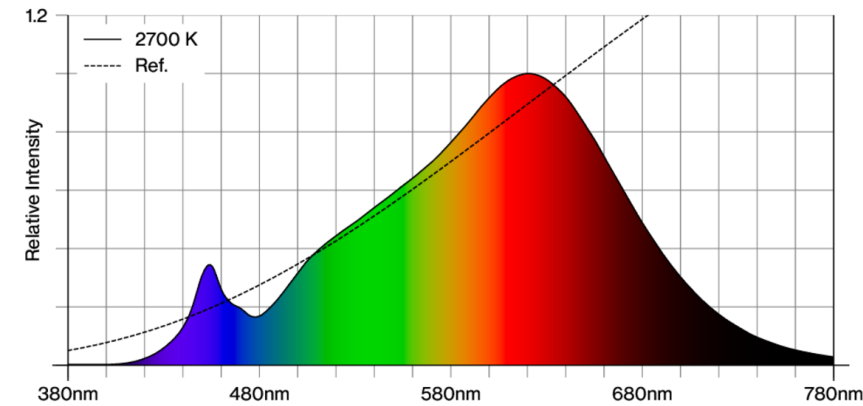


Project / Type

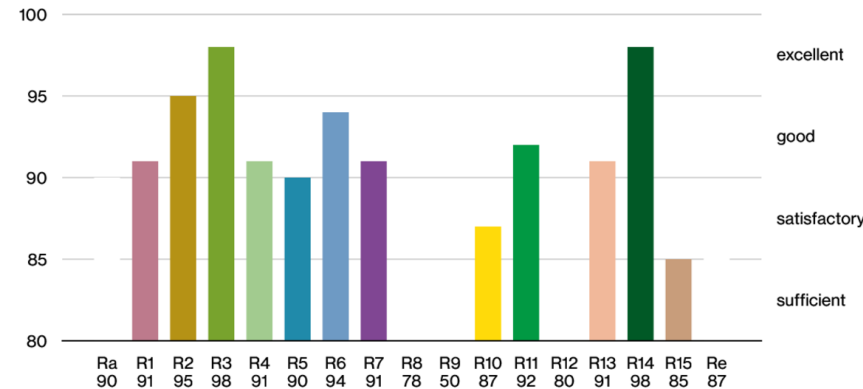
Notes

Count / Date

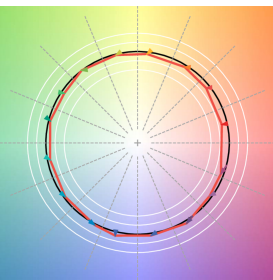
Colour rendering



CRI/R_a ≥ 91 R_e ≥ 87 (2700 K)



TM30 colour vector graphic



The black line represents the black body reference. The red line indicates the results of the test light source. The deviation from the test light source to the reference is shown and is marked by arrows. The shorter the arrows, the higher the color rendering.

