

# MOVE IT 25 trimless track


050-7204018



Project / Type

Notes

Count / Date



General

Ceiling | Recessed

jet black | RAL 9005 <sup>1</sup>

IP20

Electrical

non DIM

PC3 | 48 V

Physical

length 1217 mm | width 106 mm | height 55 mm

2.4 kg

Cutout

length 1221 mm | width 62 mm

recessed depth 110 mm

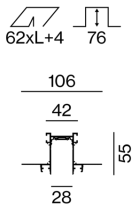
<sup>1</sup> RAL code

Installation instructions



Extruded aluminium profile with 28mm width groove; for trimless installation in plasterboard ceilings; suitable for wall or ceiling mounting; suitable for ceiling thickness of 12.5 mm; with integrated power rail profile for supply voltage feed; surface anodised jet black; light insets can be installed and moved without tools by means of magnetic holders+locking; degree of protection IP20; PC3; 48 V; accessories are listed separately;

Product drawing



# MOVE IT 25 trimless track

050-7204018



Project / Type

Notes

Count / Date

## Mounting accessories

### LINEAR CONNECTOR

L-W-H (MM)	ARTICLE NUMBER(S)
100-28-6	050-2031130



### LINEAR CONNECTOR FLEXIBLE

L-W-H (MM)	ARTICLE NUMBER(S)
78-28-6	050-2032110
78-28-6	050-2032130



### MECHANICAL LINEAR CONNECTOR SET

ARTICLE NUMBER(S)
050-2011110



## Electrical accessories

### POWER FEEDER UNIT

L-W-H (MM)	ARTICLE NUMBER(S)
78-28-6	050-2020110
78-28-6	050-2020130



## Electrical accessories

### POWER SUPPLY INTRACK

TYPE	L-W-H (MM)	ARTICLE NUMBER(S)
incl. cable 2000 mm	403-26-46	050-2071038
incl. cable 2000 mm	403-26-46	050-2071138



# MOVE IT 25 trimless track

050-7204018



Project / Type

Notes

Count / Date

## Electrical accessories

### POWER SUPPLY surface

COLOUR	L-W-H (MM)	ARTICLE NUMBER(S)
traffic white	305-144-54	050-2055117
jet black	305-144-54	050-2055118
traffic white	305-144-54	050-2055137
jet black	305-144-54	050-2055138
traffic white	455-104-40	050-2055417
jet black	455-104-40	050-2055418
traffic white	455-104-40	050-2055437
jet black	455-104-40	050-2055438
traffic white	455-104-40	050-2055217
jet black	455-104-40	050-2055218
traffic white	455-104-40	050-2055237
jet black	455-104-40	050-2055238
traffic white	455-104-40	050-2055517
jet black	455-104-40	050-2055518
traffic white	455-104-40	050-2055537
jet black	455-104-40	050-2055538
traffic white	305-144-54	050-2055317
jet black	305-144-54	050-2055318
traffic white	305-144-54	050-2055337
jet black	305-144-54	050-2055338



## Electrical accessories

### POWER SUPPLY EXTERNAL

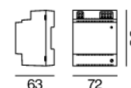
L-W-H (MM)	ARTICLE NUMBER(S)
163-43-32	002-62133
350-30-18	002-62134
350-30-18	002-62135
400-40-22	002-62139
252-90-44	002-60320



## Optional electrical accessories

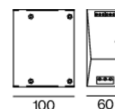
### DIN RAIL POWER SUPPLY

L-W-H (MM)	ARTICLE NUMBER(S)
72-90-63	005-6520210



### DIN RAIL POWER SUPPLY PRO

L-W-H (MM)	ARTICLE NUMBER(S)
60-125-100	005-6220110
100-125-120	005-6220210



### DIN RAIL DALI-2 SELV DEVICE

L-W-H (MM)	ARTICLE NUMBER(S)
107-37-58	005-6620030



# MOVE IT 25 trimless track

050-7204018



Project / Type

Notes

Count / Date

## Electrical accessories

### DALI-2 SELV DEVICE

TYPE	L-W-H (MM)	ARTICLE NUMBER(S)
control unit	212-37-26	050-2061130



### ESSENTIAL SENSOR

TYPE	L-W-H (MM)	ARTICLE NUMBER(S)
brightness & presence	125-28-45	050-2063178



## Optical accessories

### BLIND COVER

COLOUR	ARTICLE NUMBER(S)
jet black	050-7004008
jet black	050-7008008
jet black	050-7009008



### END CAPS

TYPE	L-W-H (MM)	ARTICLE NUMBER(S)
1 pair	54-55-2	050-7200008

