

L24 OFFICE

MOVE IT 45


050-3213538R



Project / Type

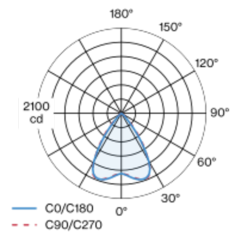
Notes

Count / Date

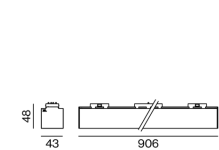


Linear light inset made of aluminium; surface anodised black; light inset can be installed and moved without tools by means of magnetic holders+locking; flush with profile system; power supplied via MOVE IT system track profile; hot plug protection; equipped with 24 specially computed OFFICE light elements; high gloss reflector with faceted design; Reflector chrome; precise radiation characteristic with symmetrical light distribution; $UGR \leq 19$; VDU compatible workplace luminaire according to DIN EN 12464-1; luminance above $65^\circ \leq 1500 \text{ cd/m}^2$; passive cooling of the LEDs through improved heat sink geometry; light colour 3000 K; binning initial MacAdam $\leq 3 \text{ SDCM}$; $CRI \geq 90$; min. 85% of luminous flux after 50000 operating hours; energy-efficient high power LEDs with very good colour rendering; degree of protection IP20; PC3; 48 V; DALI single control; flicker-free visual comfort through analogue current control (minimum value 1%); light source not replaceable;

Light distribution



Product drawing



General

Ceiling | Track

black | RAL 9005 ¹

Reflector chrome

IP20

2340 lm

optical inset 133 lm/W ²

LED

3000 K

$CRI \geq 90$

L85 / 50000 h

initial MacAdam $\leq 3 \text{ SDCM}$

$R_g: 99 | R_f: 91 | R_{(1-15)}: 89$

MR 0.61 | MDER 0.55

Optical

symmetric | beam angle 69°

$UGR \leq 19 | \geq 65^\circ < 1500 \text{ cd/m}^2$

$PstLM \leq 1.0 \text{ }^3 | SVM \leq 0.4 \text{ }^3$

Electrical

DALI-2 | 1 DALI Addr.

PC3 | 48 V

fixture 20.7 W

optical inset 17.6 W

Physical

length 906 mm | width 43 mm | height 48 mm

1.1 kg

¹ RAL code ² incl. consideration of optical losses
³ Value of containing product at full load (undimmed)

Installation instructions



Lighting calculator





Project / Type

Notes

Count / Date

Maintenance Factors

Operating Time [h]	10 000	20 000	30 000	40 000	50 000
LLMF	0.98	0.95	0.93	0.9	0.88
LSF	1	1	1	1	1

MF	LMF × RSMF × LLMF × LSF	RSMF ^a	Room Surface Maintenance Factor
MF	Maintenance Factor	LLMF	Lamp Lumens Maintenance Factor
LMF ^a	Luminaire Maintenance Factor	LSF	Lamp Survival Factor

^a According to "CIE 97, Maintenance of indoor electric lighting systems", 2005, ISBN 3-900-734-34-8. The values must be determined by the planner.