

L24 OFFICE

MOVE IT 45


050-3213D38R



Project / Type

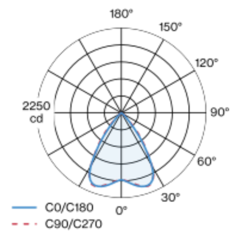
Notes

Count / Date

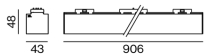


Linear light inset made of aluminium; surface anodised black; light inset can be installed and moved without tools by means of magnetic holders+locking; flush with profile system; power supplied via MOVE IT system track profile; hot plug protection; equipped with 24 specially computed OFFICE light elements; high gloss reflector with faceted design; Reflector chrome; precise radiation characteristic with symmetrical light distribution; UGR ≤ 19; VDU compatible workplace luminaire according to DIN EN 12464-1; luminance above 65° ≤ 1500 cd/m²; passive cooling of the LEDs through improved heat sink geometry; light colour: tunable white diodes (2700-6500 K); binning initial MacAdam ≤ 3 SDCM; CRI ≥ 80; min. 90% of luminous flux after 50000 operating hours; energy-efficient high power LEDs with very good colour rendering; degree of protection IP20; PC3; 48 V; DALI single control; flicker-free visual comfort through analogue current control (minimum value 1%); light source not replaceable;

Light distribution



Product drawing



General

Ceiling | Track

black | RAL 9005 ¹

Reflector chrome

IP20

2800 lm

optical inset 163 lm/W ²

LED

tunable white | 2700 K - 6500 K

CRI ≥ 80

L90 / 50000 h

initial MacAdam ≤ 3 SDCM

MR 0.48 | MDER 0.44

Optical

symmetric | beam angle 69°

UGR ≤ 19 | ≥65° <1500 cd/m²

PstLM ≤ 1.0 ³ | SVM ≤ 0.4 ³

Electrical

DALI-2 DT8 | 1 DALI Addr.

PC3 | 48 V

fixture 20.2 W

optical inset 17.2 W

Physical

length 906 mm | width 43 mm | height 48 mm

0.98 kg

¹ RAL code ² incl. consideration of optical losses
³ Value of containing product at full load (undimmed)

Installation instructions



Lighting calculator

