

# MOVE IT 25 track ceiling wall

050-730111G



Project / Type

Notes

Count / Date



General

Ceiling / Wall | Surface

gold dust | RAL 260-M

Inner colour black

IP20

Electrical

non DIM

PC3 | 48 V

Physical

length 666 mm | width 31 mm | height 666 mm

1.2 kg

Installation instructions



90° angle connector ceiling - wall; Extruded aluminium profile with 28mm width groove; for wall-/ceiling surface mounting; with integrated power rail profile for supply voltage feed; surface gold dust powder coated; Inner colour anodised black; light insets can be installed and moved without tools by means of magnetic holders+locking; degree of protection IP20; PC3; 48 V; accessories are listed separately;

Product drawing



# MOVE IT 25 track ceiling wall

050-730111G



Project / Type

Notes

Count / Date

## Mounting accessories

### NODE CONNECTOR suspended

TYPE	COLOUR	Ø (MM)	ARTICLE NUMBER(S)
chrome cable	traffic white	64	050-2033137
chrome cable	jet black	64	050-2033138
chrome cable	special colours	64	050-203313X
black cable	traffic white	64	050-2033147
black cable	jet black	64	050-2033148
black cable	special colours	64	050-203314X
chrome cable	traffic white	64	050-2022237
chrome cable	jet black	64	050-2022238
chrome cable	special colours	64	050-202223X
black cable	traffic white	64	050-2022247
black cable	jet black	64	050-2022248
black cable	special colours	64	050-202224X



### NODE END CAP

TYPE	COLOUR	ARTICLE NUMBER(S)
incl. electrical connector	jet black	050-7300108
incl. electrical connector	traffic white / jet black	050-730010P
incl. electrical connector	special colours	050-730010X



### WALL MOUNTING ACCESSORY

TYPE	L-W-H (MM)	ARTICLE NUMBER(S)
mechanical	28-10-5	050-2044118



# MOVE IT 25 track ceiling wall

050-730111G



Project / Type

Notes

Count / Date

## Mounting accessories

### MECHANICAL LINEAR CONNECTOR

#### COLOUR

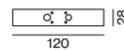
chrome

black

#### ARTICLE NUMBER(S)

050-2011310

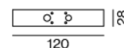
050-2011318



### MECHANICAL LINEAR CONNECTOR surface

#### ARTICLE NUMBER(S)

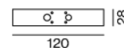
050-2011410



### MECHANICAL & ELECTRICAL LINEAR CONNECTOR

#### ARTICLE NUMBER(S)

050-2031230



### CURVE CONNECTOR

#### TYPE

mechanical & electrical R 300 mm

mechanical & electrical R 300 mm

mechanical & electrical R 300 mm

mechanical & electrical R 300 mm

mechanical R 300 mm

mechanical R 300 mm

mechanical R 300 mm

mechanical R 300 mm

#### COLOUR

jet black

gold dust / jet black

traffic white / jet black

special colours

jet black

gold dust / jet black

traffic white / jet black

special colours

#### L-W-H (MM)

416-31-60

416-31-60

416-31-60

416-31-60

416-31-60

416-31-60

416-31-60

416-31-60

#### ARTICLE NUMBER(S)

050-7303038

050-730303G

050-730303P

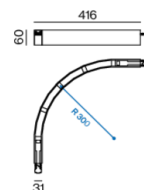
050-730303X

050-7303118

050-730311G

050-730311P

050-730311X



## Mounting accessories

### CABLE SUSPENSION

#### COLOUR

chrome

black

#### ARTICLE NUMBER(S)

005-2152110

005-2152118



### CANOPY square

#### COLOUR

traffic white

jet black

#### L-W-H (MM)

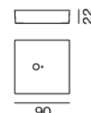

90-90-22

90-90-22

#### ARTICLE NUMBER(S)

005-2311717

005-2311718



### CEILING FASTENER

#### COLOUR

traffic white

jet black

#### L-W-H (MM)

67-31-8

67-31-8

#### ARTICLE NUMBER(S)

050-2041117

050-2041118



[050-730111G] The technical data represent rated values for an ambient temperature of 25°C. The data values for the luminous flux are initially subject to a tolerance of +/- 10%, those for the electrical connected load are initially subject to a tolerance of +/- 10%, and those for the colour temperature are initially subject to a tolerance of +/- 150 K. No liability is assumed for typographical or printing errors. The general terms and conditions of XAL GmbH apply.  
© XAL GmbH · Auer-Welsbach-Gasse 36 · 8055 Graz · Austria · [www.xal.com](http://www.xal.com)

13.08.2025

# MOVE IT 25 track ceiling wall

050-730111G



Project / Type

Notes

Count / Date

## Electrical accessories

### POWER FEEDER UNIT

#### L-W-H (MM)


78-28-6

78-28-6

#### ARTICLE NUMBER(S)

050-2020110

050-2020130



## Electrical accessories

### POWER SUPPLY intrack

#### TYPE

incl. cable 2000 mm

incl. cable 2000 mm

#### L-W-H (MM)

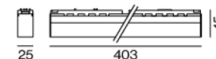
403-26-46

403-26-46

#### ARTICLE NUMBER(S)

050-2071038

050-2071138



## Electrical accessories

### POWER SUPPLY surface

#### COLOUR

traffic white

jet black

traffic white

jet black

traffic white

jet black

traffic white

jet black

traffic white

jet black

traffic white

jet black

traffic white

jet black

traffic white

jet black

traffic white

jet black

traffic white

jet black

#### L-W-H (MM)

305-144-54

305-144-54

305-144-54

305-144-54

455-104-40

455-104-40

455-104-40

455-104-40

455-104-40

455-104-40

455-104-40

455-104-40

455-104-40

455-104-40

455-104-40

455-104-40

305-144-54

305-144-54

305-144-54

305-144-54

#### ARTICLE NUMBER(S)

050-2055117

050-2055118

050-2055137

050-2055138

050-2055417

050-2055418

050-2055437

050-2055438

050-2055217

050-2055218

050-2055237

050-2055238

050-2055517

050-2055518

050-2055537

050-2055538

050-2055317

050-2055318

050-2055337

050-2055338



## Electrical accessories

### POWER SUPPLY external

#### L-W-H (MM)

163-43-32

350-30-18

350-30-18

400-40-22

252-90-44

#### ARTICLE NUMBER(S)


002-62133

002-62134

002-62135

002-62139

002-60320



# MOVE IT 25 track ceiling wall

050-730111G



Project / Type

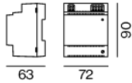
Notes

Count / Date

## Optional electrical accessories

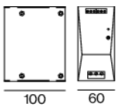
### DIN RAIL POWER SUPPLY

L-W-H (MM)	ARTICLE NUMBER(S)
72-90-63	005-6520210



### DIN RAIL POWER SUPPLY PRO

L-W-H (MM)	ARTICLE NUMBER(S)
60-125-100	005-6220110
100-125-120	005-6220210



### DIN RAIL DALI-2 SELV DEVICE

L-W-H (MM)	ARTICLE NUMBER(S)
107-37-58	005-6620030



## Electrical accessories

### DALI-2 SELV DEVICE

TYPE	L-W-H (MM)	ARTICLE NUMBER(S)
control unit	212-37-26	050-2061130



### ESSENTIAL SENSOR

TYPE	L-W-H (MM)	ARTICLE NUMBER(S)
brightness & presence	125-28-45	050-2063178



# MOVE IT 25 track ceiling wall

050-730111G



Project / Type

Notes

Count / Date

## Optical accessories

### BLIND COVER

COLOUR	ARTICLE NUMBER(S)
jet black	050-7004008
jet black	050-7008008
jet black	050-7009008



### END CAPS

TYPE	COLOUR	L-W-H (MM)	ARTICLE NUMBER(S)
1 pair	jet black	60-31-3	050-7300008
1 pair	gold dust / jet black	60-31-3	050-730000G
1 pair	traffic white / jet black	60-31-3	050-730000P
1 pair	special colours	60-31-3	050-730000X

