

# MOVE IT 45 track indirect

050-7434518



Project / Type

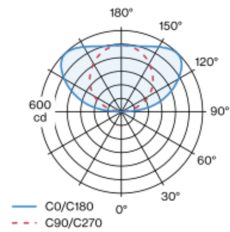
Notes

Count / Date



Extruded aluminium profile with 45mm width groove; for suspended mounting (1500 mm cable suspension as an accessory); height adjustment without tools; with indirect light component for additional accentuation of the ceiling; indirect light component covered with opal lens cover; light colour 3000 K; binning initial MacAdam  $\leq 3$  SDCM; CRI  $\geq 90$ ; min. 90% of luminous flux after 50000 operating hours; energy efficient LEDs with high CRI; with integrated power rail profile for supply voltage feed; surface anodised jet black; light insets can be installed and moved without tools by means of magnetic holders+locking; degree of protection IP20; PC3; 48 V; sound absorbing accessories for installation in the MOVE IT suspended system available; accessories are listed separately; light source not replaceable;

## Light distribution



## Product drawing



### General

Ceiling | Suspended

jet black | RAL 9005

IP20

1970 lm

1810 lm/m

optical inset 131 lm/W <sup>1</sup>

### LED

3000 K

CRI  $\geq 90$

L90 / 50000 h

initial MacAdam  $\leq 3$  SDCM

R<sub>g</sub>: 99 | R<sub>f</sub>: 91 | R<sub>(1-15)</sub>: 89

MR 0.61 | MDER 0.55

### Optical

PstLM  $\leq 1.0$  <sup>2</sup> | SVM  $\leq 0.4$  <sup>2</sup>

### Electrical

non DIM

PC3 | 48 V

fixture 21.2 W

optical inset 15.1 W

20 W/m

### Physical

length 1220 mm | width 48 mm | height 60 mm

1.6 kg

<sup>1</sup> incl. consideration of optical losses  
<sup>2</sup> Value of containing product at full load (undimmed)

## Installation instructions



## Lighting calculator



# MOVE IT 45 track indirect

050-7434518



Project / Type

Notes

Count / Date

## Maintenance Factors

Operating Time [h]	10 000	20 000	30 000	40 000	50 000
LLMF	0.98	0.96	0.94	0.92	0.9
LSF	1	1	1	1	1

MF

LMF × RSMF × LLMF × LSF

MF

Maintenance Factor

LMF<sup>a</sup>

Luminaire Maintenance Factor

RSMF<sup>a</sup>

Room Surface Maintenance Factor

LLMF

Lamp Lumens Maintenance Factor

LSF

Lamp Survival Factor

<sup>a</sup> According to "CIE 97, Maintenance of indoor electric lighting systems", 2005, ISBN 3-900-734-34-8. The values must be determined by the planner.

## Mounting accessories

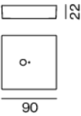

### CABLE SUSPENSION

COLOUR	ARTICLE NUMBER(S)
chrome	005-2152110
black	005-2152118



### CANOPY square

COLOUR	L-W-H (MM)	ARTICLE NUMBER(S)
traffic white	90-90-22	005-2311717
jet black	90-90-22	005-2311718



### END CAP

COLOUR	L-W-H (MM)	ARTICLE NUMBER(S)
jet black	60-48-3	050-7330008
gold dust / jet black	60-48-3	050-733000G
traffic white / jet black	60-48-3	050-733000P
special colours	60-48-3	050-733000X



# MOVE IT 45 track indirect

050-7434518



Project / Type	
Notes	
Count / Date	

## Mounting accessories

### MECHANICAL LINEAR CONNECTOR

COLOUR	ARTICLE NUMBER(S)
chrome	050-2011310
black	050-2011318



### MECHANICAL LINEAR CONNECTOR surface

ARTICLE NUMBER(S)
050-2011410



### MECHANICAL & ELECTRICAL LINEAR CONNECTOR

ARTICLE NUMBER(S)
050-2031230



## Mounting accessories

### NODE CONNECTOR suspended

TYPE	COLOUR	Ø (MM)	ARTICLE NUMBER(S)
chrome cable	traffic white	64	050-2033137
chrome cable	jet black	64	050-2033138
chrome cable	special colours	64	050-203313X
black cable	traffic white	64	050-2033147
black cable	jet black	64	050-2033148
black cable	special colours	64	050-203314X
chrome cable	traffic white	64	050-2022237
chrome cable	jet black	64	050-2022238
chrome cable	special colours	64	050-202223X
black cable	traffic white	64	050-2022247
black cable	jet black	64	050-2022248
black cable	special colours	64	050-202224X



### NODE END CAP

TYPE	COLOUR	ARTICLE NUMBER(S)
incl. electrical connector	jet black	050-7300108
incl. electrical connector	traffic white / jet black	050-730010P
incl. electrical connector	special colours	050-730010X



## Electrical accessories

### POWER FEEDER UNIT

L·W·H (MM)	ARTICLE NUMBER(S)
78-28-6	050-2022110
78-28-6	050-2022130
78-28-6	050-2024110



[050-7434518] The technical data represent rated values for an ambient temperature of 25°C. The data values for the luminous flux are initially subject to a tolerance of +/- 10%, those for the electrical connected load are initially subject to a tolerance of +/- 10%, and those for the colour temperature are initially subject to a tolerance of +/- 150 K. No liability is assumed for typographical or printing errors. The general terms and conditions of XAL GmbH apply.  
© XAL GmbH · Auer-Welsbach-Gasse 36 · 8055 Graz · Austria · www.xal.com

12.08.2025

# MOVE IT 45 track indirect

050-7434518



Project / Type

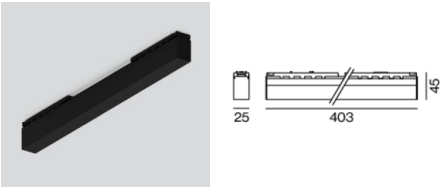
Notes

Count / Date

## Electrical accessories

### POWER SUPPLY intrack

TYPE	L-W-H (MM)	ARTICLE NUMBER(S)
incl. cable 2000 mm	453-43-48	050-2071238
incl. cable 2000 mm	453-43-48	050-2071338



## Electrical accessories

### POWER SUPPLY surface

COLOUR	L-W-H (MM)	ARTICLE NUMBER(S)
traffic white	305-144-54	050-2055117
jet black	305-144-54	050-2055118
traffic white	305-144-54	050-2055137
jet black	305-144-54	050-2055138
traffic white	455-104-40	050-2055417
jet black	455-104-40	050-2055418
traffic white	455-104-40	050-2055437
jet black	455-104-40	050-2055438
traffic white	455-104-40	050-2055217
jet black	455-104-40	050-2055218
traffic white	455-104-40	050-2055237
jet black	455-104-40	050-2055238
traffic white	455-104-40	050-2055517
jet black	455-104-40	050-2055518
traffic white	455-104-40	050-2055537
jet black	455-104-40	050-2055538
traffic white	305-144-54	050-2055317
jet black	305-144-54	050-2055318
traffic white	305-144-54	050-2055337
jet black	305-144-54	050-2055338



## Electrical accessories

### POWER SUPPLY external

L-W-H (MM)	ARTICLE NUMBER(S)
163-43-32	002-62133
350-30-18	002-62134
350-30-18	002-62135
400-40-22	002-62139
252-90-44	002-60320



# MOVE IT 45 track indirect

050-7434518



Project / Type

Notes

Count / Date

## Optional electrical accessories

### DIN RAIL POWER SUPPLY

L-W-H (MM)	ARTICLE NUMBER(S)
72-90-63	005-6520210



### DIN RAIL POWER SUPPLY PRO

L-W-H (MM)	ARTICLE NUMBER(S)
60-125-100	005-6220110
100-125-120	005-6220210



### DIN RAIL DALI-2 SELV DEVICE

L-W-H (MM)	ARTICLE NUMBER(S)
107-37-58	005-6620030



## Electrical accessories

### DALI-2 SELV DEVICE

TYPE	L-W-H (MM)	ARTICLE NUMBER(S)
control unit	212-37-26	050-2061130



## Optical accessories

### BLIND COVER

COLOUR	ARTICLE NUMBER(S)
jet black	050-7034008
jet black	050-7038008
jet black	050-7039008



### END CAP

COLOUR	L-W-H (MM)	ARTICLE NUMBER(S)
jet black	60-48-3	050-7330008
traffic white / jet black	60-48-3	050-733000P



# MOVE IT 45 track indirect

050-7434518

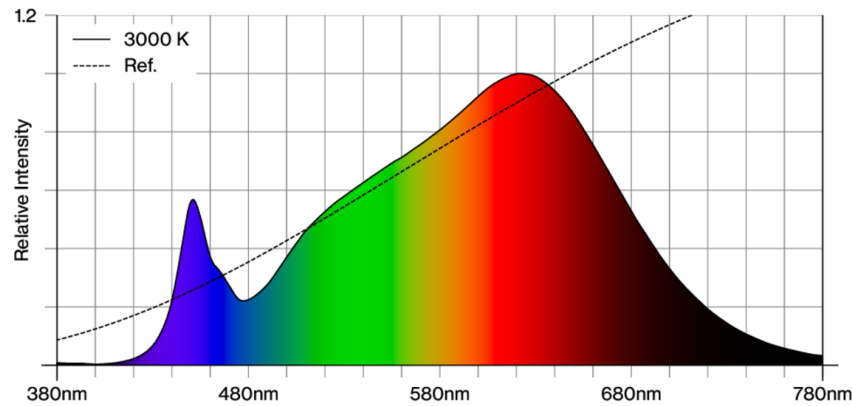


Project / Type

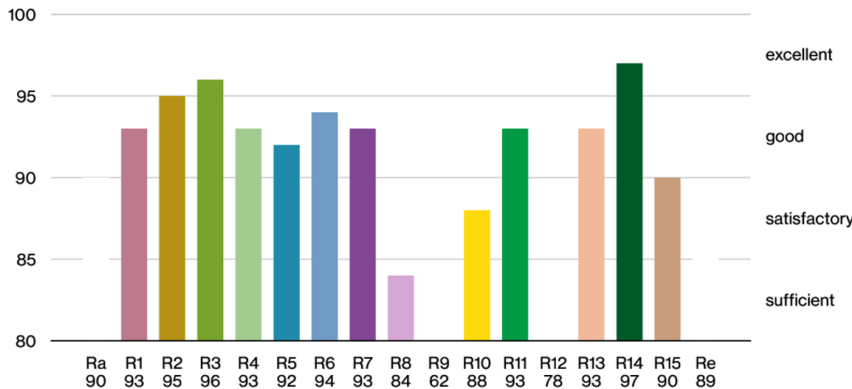
Notes

Count / Date

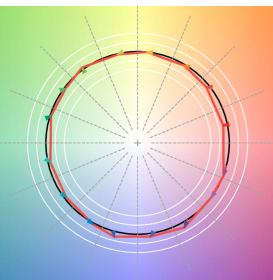
## Colour rendering



CRI/R<sub>a</sub> ≥ 92 R<sub>e</sub> ≥ 89 (3000 K)



## TM30 colour vector graphic



The black line represents the black body reference. The red line indicates the results of the test light source. The deviation from the test light source to the reference is shown and is marked by arrows. The shorter the arrows, the higher the color rendering.