




Project / Type _____

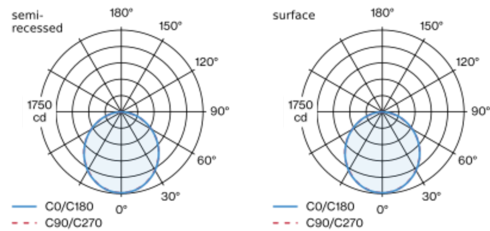
Notes _____

Count / Date _____

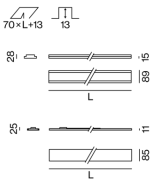


Low profile recessed mounted luminaire, 15 mm visible height or low profile surface mounted luminaire, 28 mm total height; converter integrated into luminaire housing; suitable for wall or ceiling mounting; suitable for installation in primed or exposed concrete, in plasterboard constructions and in plastered walls or ceilings; for continuous lighting systems; surface white powder coated; fall-safe light inset made of extruded aluminium profile, can be inserted in the canal without tools by magnetic holders; side coupled light directed downward through LGP (LIGHT GUIDING PRISM) body and high efficiency reflector; HPO (High Performance Opal) cover for uniform illumination; flush cover; light colour 3000 K; binning initial MacAdam ≤ 3 SDCM; CRI ≥ 80 ; min. 90% of luminous flux after 50000 operating hours; energy efficient LEDs with high CRI; degree of protection from below IP40 (from above IP20); PC1; 220-240 V; internal wiring in light halogen free; incl. DALI-2 converter; accessories are listed separately; light source not replaceable; control gear replaceable by an authorized professional;

Light distribution



Product drawing



General

Ceiling / Wall | Semi-Recessed¹-Surface²
white | RAL 9010³
front IP40¹-IP20² | back IP20
4900 lm
2010 lm/m
traffic white

LED

3000 K
CRI ≥ 80
L90 / 50000 h
initial MacAdam ≤ 3 SDCM
MR 0.54 | MDER 0.49

Optical

High Performance Opal | opal (lambertsch)
PstLM ≤ 1.0 ^{1 2 4} | SVM ≤ 0.4 ^{1 2 4}

Electrical

DALI-2 | 1 DALI Addr.
PC1 | 220-240 V
system 38 W
system 129 lm/W⁵
16 W/m

Physical

length 2438 mm | width 89 mm | height 28 mm
5.5 kg

Cutout

length 2451 mm | width 70 mm
min. ceiling thickness 12.5 mm
recessed depth 13 mm

¹ semi-recessed ² surface ³ RAL code
⁴ Value of containing product at full load (undimmed)
⁵ incl. consideration of optical losses, internal control unit losses & operating device efficiency

Installation instructions

