

# LENO jut-out

suspended system


051-8218537J 051-8930247



Project / Type

Notes

Count / Date



### General

Ceiling , Suspended

white , RAL 9010 <sup>1</sup>

Channel traffic white

IP20

4700 lm

1930 lm/m

### LED

3000 K

CRI ≥ 80

L90 / 50000 h

initial MacAdam ≤ 3 SDCM

MR 0.54

MDER 0.49

### Optical

Jut-Out

opal (lambertsch)

PstLM ≤ 1.0 <sup>2</sup>

SVM ≤ 0.4 <sup>2</sup>

### Electrical

DALI-2

220-240 V

system 38 W

system 124 lm/W<sup>3</sup>

PC2

1 DALI Addr.

16 W/m

### Physical

cable 1500 mm

length 2438 mm

width 89 mm

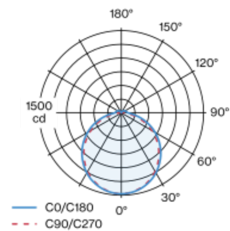
height 38 mm

5.8 kg

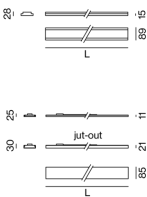
<sup>1</sup> RAL code <sup>2</sup> Value of containing product at full load (undimmed)  
<sup>3</sup> incl. consideration of optical losses, internal control unit losses  
& operating device efficiency

Low profile suspended luminaire, 28 mm total height; converter integrated into luminaire housing; for suspended mounting (1500 mm cable suspension as an accessory); with integrated toolless suspension height adjustment on the luminaire; for continuous lighting systems; surface white powder coated; fall-safe light inset made of extruded aluminium profile, can be inserted in the canal without tools by magnetic holders; side coupled light directed downward through LGP (LIGHT GUIDING PRISM) body and high efficiency reflector; HPO (High Performance Opal) cover for uniform illumination; jut-out cover; light colour 3000 K; binning initial MacAdam ≤ 3 SDCM; CRI ≥ 80; min. 90% of luminous flux after 50000 operating hours; energy efficient LEDs with high CRI; degree of protection IP20; PC2; 220-240 V; internal wiring in light halogen free; incl. DALI-2 converter; accessories are listed separately; light source not replaceable; control gear replaceable by an authorized professional;

### Light distribution



### Product drawing



### Installation instructions



### Lighting calculator





Project / Type

Notes

Count / Date

## Maintenance Factors

Operating Time [h]	10 000	20 000	30 000	40 000	50 000
LLMF	0.98	0.95	0.93	0.91	0.9
LSF	1	1	1	1	1
MF	LMF × RSMF × LLMF × LSF		RSMF <sup>a</sup>	Room Surface Maintenance Factor	
MF	Maintenance Factor		LLMF	Lamp Lumens Maintenance Factor	
LMF <sup>a</sup>	Luminaire Maintenance Factor		LSF	Lamp Survival Factor	

<sup>a</sup> According to "CIE 97, Maintenance of indoor electric lighting systems", 2005, ISBN 3-900-734-34-8. The values must be determined by the planner.

## Circuit Breaker Types

Automatic Circuit Breaker Type	Number of Fixtures
B10	18
B13	24
B16	30
B20	37
C10	31
C13	40
C16	51
C20	62

## Components

### INSTALLATION CHANNEL

COLOUR	L-W-H (MM)	ARTICLE NUMBER(S)
traffic white	2438-89-28	051-8930247



### Mounting accessories

#### END CAPS

COLOUR	ARTICLE NUMBER(S)
pure white	051-8992217
jet black	051-8992218



### Mounting accessories

#### LINEAR CONNECTOR

TYPE	ARTICLE NUMBER(S)
1 pair	051-8993110
10 pairs	051-8993110:10



#### CABLE SUSPENSION

ARTICLE NUMBER(S)
005-2122110



### Mounting accessories

#### CANOPY / FEEDER CABLE

TYPE	COLOUR	L-W-H (MM)	ARTICLE NUMBER(S)
5 x 1,5 mm <sup>2</sup>	pure white	90-90-22	005-2212417
5 x 1,5 mm <sup>2</sup>	jet black	90-90-22	005-2212418





Project / Type

Notes

Count / Date

Electrical accessories

POWER FEEDER CONNECTOR

ARTICLE NUMBER(S)  
051-8992330



Other accessories

DISMOUNTING TOOL

TYPE  
vacuum cup

ARTICLE NUMBER(S)  
086-30000

