

MOVE IT 25 S track

050-731401X



Project / Type

Notes

Count / Date



General

Ceiling | Suspended

special colours

Inner colour black

IP20

Electrical

non DIM

PC3 | 48 V

Physical

length 1220 mm | width 31 mm | height 31 mm

1 kg

Installation instructions



Thin extruded aluminium profile with 31mm height and 28mm width groove; for wall-/ceiling surface mounting or suspended mounting (1500 mm cable suspension as an accessory); height adjustment without tools; with integrated power rail profile for supply voltage feed; surface special colours powder coated; Inner colour anodised black; light insets can be installed and moved without tools by means of magnetic holders+locking; degree of protection IP20; PC3; 48 V; accessories are listed separately;

Product drawing



MOVE IT 25 S track

050-731401X



Project / Type

Notes

Count / Date

Mounting accessories

CEILING FASTENER

COLOUR	L-W-H (MM)	ARTICLE NUMBER(S)
traffic white	67-31-8	050-204117
jet black	67-31-8	050-204118



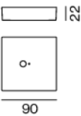

CABLE SUSPENSION

COLOUR	ARTICLE NUMBER(S)
chrome	005-215210
black	005-215218



CANOPY square

COLOUR	L-W-H (MM)	ARTICLE NUMBER(S)
traffic white	90-90-22	005-231177
jet black	90-90-22	005-231178



WALL MOUNTING ACCESSORY

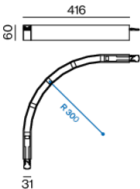
TYPE	L-W-H (MM)	ARTICLE NUMBER(S)
mechanical	28-10-5	050-204418



Mounting accessories

CURVE CONNECTOR

TYPE	COLOUR	L-W-H (MM)	ARTICLE NUMBER(S)
mechanical R 300 mm	jet black	416-31-31	050-731318
mechanical R 300 mm	gold dust / jet black	416-31-31	050-731311G
mechanical R 300 mm	traffic white / jet black	416-31-31	050-731311P
mechanical R 300 mm	special colours	416-31-31	050-731311X



MOVE IT 25 S track

050-731401X



Project / Type

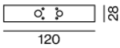
Notes

Count / Date

Electrical accessories

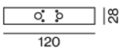
MECHANICAL LINEAR CONNECTOR

COLOUR	ARTICLE NUMBER(S)
chrome	050-2011310
black	050-2011318



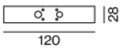
MECHANICAL LINEAR CONNECTOR surface

ARTICLE NUMBER(S)
050-2011410



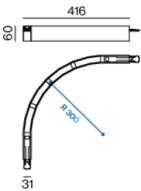
MECHANICAL & ELECTRICAL LINEAR CONNECTOR

ARTICLE NUMBER(S)
050-2031230



CURVE CONNECTOR

TYPE	COLOUR	L-W-H (MM)	ARTICLE NUMBER(S)
mechanical & electrical R 300 mm	jet black	416-31-31	050-7313038
mechanical & electrical R 300 mm	gold dust / jet black	416-31-31	050-731303G
mechanical & electrical R 300 mm	traffic white / jet black	416-31-31	050-731303P
mechanical & electrical R 300 mm	special colours	416-31-31	050-731303X



MOVE IT 25 S track

050-731401X



Project / Type

Notes

Count / Date

Electrical accessories

POWER FEEDER UNIT

L-W-H (MM)

78-28-6

78-28-6


78-28-6

ARTICLE NUMBER(S)

050-2022110

050-2022130

050-2024110



POWER SUPPLY surface

COLOUR

traffic white

jet black

traffic white

jet black

traffic white

jet black

traffic white

jet black

traffic white

jet black

traffic white

jet black

traffic white

jet black

traffic white

jet black

traffic white

jet black

traffic white

jet black

L-W-H (MM)

305-144-54

305-144-54

305-144-54

305-144-54

455-104-40

455-104-40

455-104-40

455-104-40

455-104-40

455-104-40

455-104-40

455-104-40

455-104-40

455-104-40

305-144-54

305-144-54

305-144-54

305-144-54

ARTICLE NUMBER(S)

050-2055117

050-2055118

050-2055137

050-2055138

050-2055417

050-2055418

050-2055437

050-2055438

050-2055217

050-2055218

050-2055237

050-2055238

050-2055517

050-2055518

050-2055537

050-2055538

050-2055317

050-2055318

050-2055337

050-2055338



POWER SUPPLY external

L-W-H (MM)

163-43-32

350-30-18

350-30-18

400-40-22

252-90-44

ARTICLE NUMBER(S)


002-62133

002-62134

002-62135

002-62139

002-60320



DALI-2 SELV DEVICE

TYPE

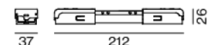
control unit

L-W-H (MM)

212-37-26

ARTICLE NUMBER(S)

050-2061130



ESSENTIAL SENSOR

TYPE

brightness & presence

L-W-H (MM)

125-28-45

ARTICLE NUMBER(S)

050-2063178



MOVE IT 25 S track

050-731401X



Project / Type

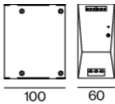
Notes

Count / Date

Optional electrical accessories

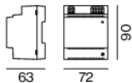

DIN RAIL POWER SUPPLY PRO

L-W-H (MM)	ARTICLE NUMBER(S)
60-125-100	005-6220110
100-125-120	005-6220210



DIN RAIL POWER SUPPLY

L-W-H (MM)	ARTICLE NUMBER(S)
72-90-63	005-6520210



DIN RAIL DALI-2 SELV DEVICE


L-W-H (MM)	ARTICLE NUMBER(S)
107-37-58	005-6620030



Optical accessories

BLIND COVER

COLOUR	ARTICLE NUMBER(S)
jet black	050-7004008
jet black	050-7008008
jet black	050-7009008



END CAPS

TYPE	COLOUR	L-W-H (MM)	ARTICLE NUMBER(S)
1 pair	jet black	31-31-3	050-7310008
1 pair	gold dust / jet black	31-31-3	050-731000G
1 pair	traffic white / jet black	31-31-3	050-731000P
1 pair	special colours	31-31-3	050-731000X

