

LENO microprismatic

trimless system


051-8014537G 051-8900127



Project / Type

Notes

Count / Date



General

Ceiling / Wall , Recessed

white , RAL 9016 ¹

front IP40 , back IP20

2320 lm

1900 lm/m

LED

3000 K

CRI ≥ 80

L90 / 50000 h

initial MacAdam ≤ 3 SDCM

MR 0.54

MDER 0.49

Optical

Microprismatic

microprismatic

UGR ≤ 19

PstLM ≤ 1.0 ²

SVM ≤ 0.4 ²

Electrical

DALI-2

220-240 V

system 19.1 W

system 121 lm/W³

PC2

1 DALI Addr.

16 W/m

Physical

trimless

length 1221 mm

width 92 mm

height 13 mm

3.3 kg

Cutout

length 1227 mm

width 95 mm

min. ceiling thickness 12.5 mm

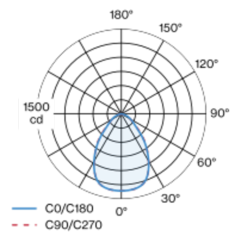
max. ceiling thickness 25 mm

recessed depth 58 mm

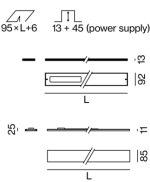
recessed depth: 12.5 mm (ceiling) + 45 mm (converter)

Low profile recessed channel, height 13 mm; suitable for rimless installation in 12.5mm plasterboard ceilings; specially designed trim with grooves for better adhesion of smoothing compound; suitable for wall or ceiling mounting; for continuous lighting systems; surface white powder coated; easy mounting without need to cut the substructure; fall-safe light inset made of extruded aluminium profile, can be inserted in the canal without tools by magnetic holders; side coupled light directed downward through LGP (LIGHT GUIDING PRISM) body and high efficiency reflector; micro prismatic PMMA diffuser incl. diffuser film for homogeneous illumination and reduced luminance; UGR ≤ 19; light colour 3000 K; binning initial MacAdam ≤ 3 SDCM; CRI ≥ 80; min. 90% of luminous flux after 50000 operating hours; energy efficient LEDs with high CRI; degree of protection from below IP40 (from above IP20); PC2; 220-240 V; internal wiring in light halogen free; incl. external converter for ceiling insertion; DALI-2 control; accessories are listed separately; light source not replaceable; control gear replaceable by an authorized professional;

Light distribution



Product drawing



LENO microprismatic

trimless system

051-8014537G 051-8900127



Project / Type

Notes

Count / Date

Maintenance Factors

Operating Time [h]	10 000	20 000	30 000	40 000	50 000
LLMF	0.98	0.95	0.93	0.91	0.9
LSF	1	1	1	1	1
MF	LMF × RSMF × LLMF × LSF		RSMF ^a Room Surface Maintenance Factor		
MF	Maintenance Factor		LLMF Lamp Lumens Maintenance Factor		
LMF ^a	Luminaire Maintenance Factor		LSF Lamp Survival Factor		

^a According to "CIE 97, Maintenance of indoor electric lighting systems", 2005, ISBN 3-900-734-34-8. The values must be determined by the planner.

Circuit Breaker Types

Automatic Circuit Breaker Type	Number of Fixtures
B10	19
B13	24
B16	31
B20	40
C10	31
C13	40
C16	51
C20	66

Components

INSTALLATION CHANNEL

L·W·H (MM)	ARTICLE NUMBER(S)
1221-92-13	051-8900127



Mounting accessories

END CAPS

TYPE	ARTICLE NUMBER(S)
1 pair	051-8990217



Mounting accessories

LINEAR CONNECTOR

TYPE	ARTICLE NUMBER(S)
1 pair	051-8990110
10 pairs	051-8990110.10



Other accessories

DISMOUNTING TOOL

TYPE	ARTICLE NUMBER(S)
vacuum cup	086-30000

