

LENO asymmetric

trim system


051-8014637A 051-8910127



Project / Type

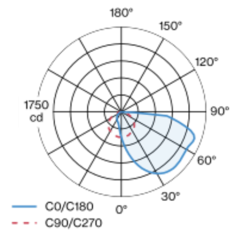
Notes

Count / Date

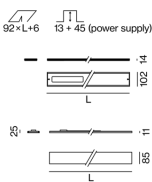


Low profile recessed channel, height 14 mm; suitable for installation in 12.5mm ceilings, with trim; suitable for wall or ceiling mounting; for continuous lighting systems; surface white powder coated; easy mounting without need to cut the substructure; fall-safe light inset made of extruded aluminium profile, can be inserted in the canal without tools by magnetic holders; with asymmetric light distribution; light colour 4000 K; binning initial MacAdam ≤ 3 SDCM; CRI ≥ 80 ; min. 90% of luminous flux after 50000 operating hours; energy efficient LEDs with high CRI; degree of protection from below IP40 (from above IP20); PC2; 220-240 V; internal wiring in light halogen free; incl. external converter for ceiling insertion; DALI-2 control; accessories are listed separately; light source not replaceable; control gear replaceable by an authorized professional;

Light distribution



Product drawing



General

Ceiling / Wall | Recessed

white | RAL 9016 ¹

front IP40 | back IP20

3320 lm

LED

4000 K

CRI ≥ 80

L90 / 50000 h

initial MacAdam ≤ 3 SDCM

MR 0.72 | MDER 0.66

Optical

Asymmetric Wallwasher | asymmetric

PstLM ≤ 1.0 ² | SVM ≤ 0.4 ²

Electrical

DALI-2 | 1 DALI Addr.

PC2 | 220-240 V

system 31 W

system 107 lm/W ³

25 W/m

Physical

trim

length 1221 mm | width 102 mm | height 14 mm

2.09 kg

Cutout

length 1227 mm | width 92 mm

min. ceiling thickness 12.5 mm | max. ceiling thickness 25 mm

recessed depth 58 mm

recessed depth: 12.5 mm (ceiling) + 45 mm (converter)

¹ RAL code ² Value of containing product at full load (undimmed)

³ incl. consideration of optical losses, internal control unit losses & operating device efficiency

Installation instructions



LENO asymmetric

trim system

051-8014637A 051-8910127



Project / Type	
Notes	
Count / Date	

Maintenance Factors

Operating Time [h]	10 000	20 000	30 000	40 000	50 000
LLMF	0.98	0.95	0.93	0.91	0.9
LSF	1	1	1	1	1

MF	LMF × RSMF × LLMF × LSF	RSMF ^a	Room Surface Maintenance Factor
MF	Maintenance Factor	LLMF	Lamp Lumens Maintenance Factor
LMF ^a	Luminaire Maintenance Factor	LSF	Lamp Survival Factor

^a According to "CIE 97, Maintenance of indoor electric lighting systems", 2005, ISBN 3-900-734-34-8. The values must be determined by the planner.

Circuit Breaker Types

Automatic Circuit Breaker Type	Number of Fixtures
B10	13
B13	18
B16	22
B20	28
C10	21
C13	30
C16	36
C20	46

Components

INSTALLATION CHANNEL with trim

L·W·H (MM)	ARTICLE NUMBER(S)
1221·102·14	051-8910127



Mounting accessories

END CAPS

TYPE	ARTICLE NUMBER(S)
1 pair	051-8991217



Mounting accessories

LINEAR CONNECTOR recessed

TYPE	ARTICLE NUMBER(S)
1 pair	051-8990110
10 pairs	051-8990110.10



Other accessories

DISMOUNTING TOOL

TYPE	ARTICLE NUMBER(S)
vacuum cup	086-30000

