

# LENO asymmetric

trim


051-8412637A



Project / Type

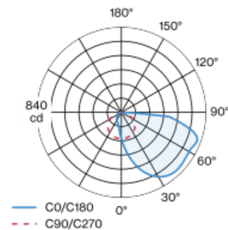
Notes

Count / Date

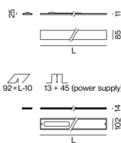


Low profile recessed channel, height 14 mm; suitable for installation in 12.5mm ceilings, with trim; suitable for wall or ceiling mounting; surface traffic white powder coated; easy mounting without need to cut the substructure; fall-safe light inset made of extruded aluminium profile, can be inserted in the canal without tools by magnetic holders; with asymmetric light distribution; light colour 4000 K; binning initial MacAdam  $\leq 3$  SDCM; CRI  $\geq 80$ ; min. 90% of luminous flux after 50000 operating hours; energy efficient LEDs with high CRI; degree of protection from below IP40 (from above IP20); PC2; 220-240 V; internal wiring in light halogen free; incl. external converter for ceiling insertion; DALI-2 control; light source not replaceable; control gear replaceable by an authorized professional;

## Light distribution



## Product drawing



## General

Ceiling / Wall | Recessed

traffic white | RAL 9016

front IP40 | back IP20

1660 lm

## LED

4000 K

CRI  $\geq 80$

L90 / 50000 h

initial MacAdam  $\leq 3$  SDCM

MR 0.72 | MDER 0.66

## Optical

Asymmetric Wallwasher | asymmetric

PstLM  $\leq 1.0$  <sup>1</sup> | SVM  $\leq 0.4$  <sup>1</sup>

## Electrical

DALI-2 | 1 DALI Addr.

PC2 | 220-240 V

system 15.6 W

system 106 lm/W <sup>2</sup>

25 W/m

## Physical

trim

length 629 mm | width 102 mm | height 14 mm

1.45 kg

## Cutout

length 619 mm | width 92 mm

min. ceiling thickness 12.5 mm | max. ceiling thickness 25 mm

recessed depth 58 mm

recessed depth: 12.5 mm (ceiling) + 45 mm (converter)

<sup>1</sup> Value of containing product at full load (undimmed)  
<sup>2</sup> incl. consideration of optical losses, internal control unit losses & operating device efficiency

## Installation instructions



# LENO asymmetric

trim

051-8412637A



Project / Type

Notes

Count / Date

### Maintenance Factors

Operating Time [h]	10 000	20 000	30 000	40 000	50 000
LLMF	0.98	0.95	0.93	0.91	0.9
LSF	1	1	1	1	1
MF	LMF × RSMF × LLMF × LSF		RSMF <sup>a</sup>	Room Surface Maintenance Factor	
MF	Maintenance Factor		LLMF	Lamp Lumens Maintenance Factor	
LMF <sup>a</sup>	Luminaire Maintenance Factor		LSF	Lamp Survival Factor	

<sup>a</sup> According to "CIE 97, Maintenance of indoor electric lighting systems", 2005, ISBN 3-900-734-34-8. The values must be determined by the planner.

### Circuit Breaker Types

Automatic Circuit Breaker Type	Number of Fixtures
B10	22
B13	30
B16	36
B20	46
C10	36
C13	50
C16	60
C20	76

### Other accessories

#### DISMOUNTING TOOL

TYPE	ARTICLE NUMBER(S)
vacuum cup	086-30000

