


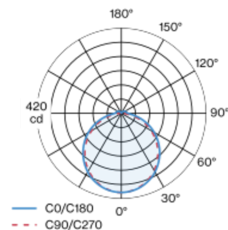


Project / Type
Notes
Count / Date

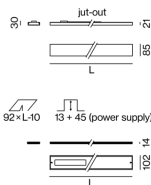


Low profile recessed channel, height 14 mm; suitable for installation in 12.5mm ceilings, with trim; suitable for wall or ceiling mounting; surface white powder coated; easy mounting without need to cut the substructure; fall-safe light inset made of extruded aluminium profile, can be inserted in the canal without tools by magnetic holders; side coupled light directed downward through LGP (LIGHT GUIDING PRISM) body and high efficiency reflector; HPO (High Performance Opal) cover for uniform illumination; jut-out cover; light colour 4000 K; binning initial MacAdam  $\leq 3$  SDCM; CRI  $\geq 80$ ; min. 90% of luminous flux after 50000 operating hours; energy efficient LEDs with high CRI; degree of protection from below IP40 (from above IP20); PC2; 220-240 V; internal wiring in light halogen free; incl. external converter for ceiling insertion; DALI-2 control; light source not replaceable; control gear replaceable by an authorized professional;

Light distribution



Product drawing



General

Ceiling / Wall   Recessed
white   RAL 9016 <sup>1</sup>
front IP40   back IP20
1240 lm
2030 lm/m

LED

4000 K
CRI $\geq 80$
L90 / 50000 h
initial MacAdam $\leq 3$ SDCM
MR 0.72   MDER 0.66

Optical

Jut-Out   opal (lambertsch)
PstLM $\leq 1.0$ <sup>2</sup>   SVM $\leq 0.4$ <sup>2</sup>

Electrical

DALI-2   1 DALI Addr.
PC2   220-240 V
system 10.8 W
system 115 lm/W <sup>3</sup>
18 W/m

Physical

trim
length 629 mm   width 102 mm   height 23 mm
1.75 kg

Cutout

length 619 mm   width 92 mm
min. ceiling thickness 12.5 mm   max. ceiling thickness 25 mm
recessed depth 58 mm
recessed depth: 12.5 mm (ceiling) + 45 mm (converter)

<sup>1</sup> RAL code <sup>2</sup> Value of containing product at full load (undimmed)  
<sup>3</sup> incl. consideration of optical losses, internal control unit losses & operating device efficiency

Installation instructions

