

# LENO jut-out


semi-recessed  
051-8512538J



Project / Type

Notes

Count / Date



General
Ceiling / Wall   Semi-Recessed
black   RAL 9005 <sup>1</sup>
front IP40   back IP20
1170 lm
1920 lm/m

LED
3000 K
CRI ≥ 80
L90 / 50000 h
initial MacAdam ≤ 3 SDCM
MR 0.54   MDER 0.49

Optical
Jut-Out   opal (lambertsch)
PstLM ≤ 1.0 <sup>2</sup>   SVM ≤ 0.4 <sup>2</sup>

Electrical
DALI-2   1 DALI Addr.
PC1   220-240 V
system 10.8 W
system 108 lm/W <sup>3</sup>
18 W/m

Physical
length 618 mm   width 89 mm   height 38 mm
2.15 kg

Cutout
length 626 mm   width 70 mm
min. ceiling thickness 12.5 mm
recessed depth 13 mm

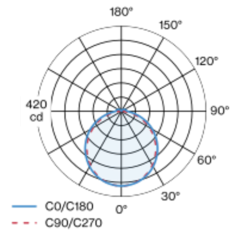
<sup>1</sup> RAL code <sup>2</sup> Value of containing product at full load (undimmed)  
<sup>3</sup> incl. consideration of optical losses, internal control unit losses  
& operating device efficiency

## Installation instructions

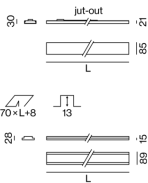


Low profile recessed mounted luminaire, 15 mm visible height; converter integrated into luminaire housing; suitable for installation in primed or exposed concrete, in plasterboard constructions and in plastered walls or ceilings; suitable for wall or ceiling mounting; surface black powder coated; fall-safe light inset made of extruded aluminium profile, can be inserted in the canal without tools by magnetic holders; side coupled light directed downward through LGP (LIGHT GUIDING PRISM) body and high efficiency reflector; HPO (High Performance Opal) cover for uniform illumination; jut-out cover; light colour 3000 K; binning initial MacAdam ≤ 3 SDCM; CRI ≥ 80; min. 90% of luminous flux after 50000 operating hours; energy efficient LEDs with high CRI; degree of protection from below IP40 (from above IP20); PC1; 220-240 V; internal wiring in light halogen free; incl. DALI-2 converter; light source not replaceable; control gear replaceable by an authorized professional;

## Light distribution



## Product drawing



# LENO jut-out

semi-recessed  
051-8512538J



Project / Type

Notes

Count / Date

## Maintenance Factors

Operating Time [h]	10 000	20 000	30 000	40 000	50 000
LLMF	0.98	0.95	0.93	0.91	0.9
LSF	1	1	1	1	1

MF

MF

LMF<sup>a</sup>

LMF × RSMF × LLMF × LSF

Maintenance Factor

Luminaire Maintenance Factor

RSMF<sup>a</sup>

LLMF

LSF

Room Surface Maintenance Factor

Lamp Lumens Maintenance Factor

Lamp Survival Factor

<sup>a</sup> According to "CIE 97, Maintenance of indoor electric lighting systems", 2005, ISBN 3-900-734-34-8. The values must be determined by the planner.

## Circuit Breaker Types

Automatic Circuit Breaker Type	Number of Fixtures
B10	18
B13	24
B16	30
B20	37
C10	31
C13	40
C16	51
C20	62

## Other accessories

### DISMOUNTING TOOL

TYPE	ARTICLE NUMBER(S)
vacuum cup	086-30000

