

MOVE IT 25 track indirect


050-7402538



Project / Type

Notes

Count / Date



Extruded aluminium profile with 28mm width groove; for suspended mounting (1500 mm cable suspension as an accessory); height adjustment without tools; with indirect light component for additional accentuation of the ceiling; indirect light component covered with opal lens cover; light colour 3000 K; binning initial MacAdam ≤ 3 SDCM; CRI ≥ 90 ; min. 80% of luminous flux after 50000 operating hours; energy efficient LEDs with high CRI; with integrated power track profile for take off of supply voltage and DALI signal; surface anodised jet black; light insets can be installed and moved without tools by means of magnetic holders+locking; degree of protection IP20; PC3; 48 V; accessories are listed separately; light source not replaceable;

Light distribution



Product drawing



General

Ceiling | Suspended

jet black | RAL 9005

IP20

648 lm

1330 lm/m

optical inset 139 lm/W ¹

LED

3000 K

CRI ≥ 90

L80 / 50000 h

initial MacAdam ≤ 3 SDCM

R_g: 99 | R_f: 91 | R₍₁₋₁₅₎: 89

MR 0.61 | MDER 0.55

Optical

PstLM ≤ 1.0 ² | SVM ≤ 0.4 ²

Electrical

DALI-2

PC3 | 48 V

fixture 6.2 W

optical inset 4.7 W

13 W/m

Physical

length 620 mm | width 31 mm | height 60 mm

0.7 kg

¹ incl. consideration of optical losses
² Value of containing product at full load (undimmed)

Installation instructions



Lighting calculator



MOVE IT 25 track indirect

050-7402538



Project / Type

Notes

Count / Date

Maintenance Factors

Operating Time [h]	10 000	20 000	30 000	40 000	50 000
LLMF	0.96	0.92	0.87	0.83	0.8
LSF	1	1	1	1	1

MF	LMF × RSMF × LLMF × LSF	RSMF ^a	Room Surface Maintenance Factor
MF	Maintenance Factor	LLMF	Lamp Lumens Maintenance Factor
LMF ^a	Luminaire Maintenance Factor	LSF	Lamp Survival Factor

^a According to "CIE 97, Maintenance of indoor electric lighting systems", 2005, ISBN 3-900-734-34-8. The values must be determined by the planner.

Mounting accessories

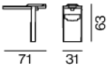
NODE CONNECTOR suspended

TYPE	COLOUR	Ø (MM)	ARTICLE NUMBER(S)
chrome cable	traffic white	64	050-2033137
chrome cable	jet black	64	050-2033138
chrome cable	special colours	64	050-203313X
black cable	traffic white	64	050-2033147
black cable	jet black	64	050-2033148
black cable	special colours	64	050-203314X
chrome cable	traffic white	64	050-2022237
chrome cable	jet black	64	050-2022238
chrome cable	special colours	64	050-202223X
black cable	traffic white	64	050-2022247
black cable	jet black	64	050-2022248
black cable	special colours	64	050-202224X



NODE END CAP

TYPE	COLOUR	ARTICLE NUMBER(S)
incl. electrical connector	jet black	050-7300108
incl. electrical connector	traffic white / jet black	050-730010P
incl. electrical connector	special colours	050-730010X



MOVE IT 25 track indirect

050-7402538



Project / Type

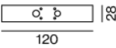
Notes

Count / Date

Mounting accessories

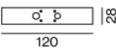
MECHANICAL LINEAR CONNECTOR

COLOUR	ARTICLE NUMBER(S)
chrome	050-2011310
black	050-2011318



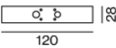
MECHANICAL LINEAR CONNECTOR surface

ARTICLE NUMBER(S)
050-2011410



MECHANICAL & ELECTRICAL LINEAR CONNECTOR

ARTICLE NUMBER(S)
050-2031230



Mounting accessories

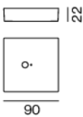

CABLE SUSPENSION

COLOUR	ARTICLE NUMBER(S)
chrome	005-2152110
black	005-2152118



CANOPY square

COLOUR	L-W-H (MM)	ARTICLE NUMBER(S)
traffic white	90-90-22	005-2311717
jet black	90-90-22	005-2311718



Electrical accessories

POWER FEEDER UNIT

L-W-H (MM)	ARTICLE NUMBER(S)
78-28-6	050-2020110
78-28-6	050-2020130



MOVE IT 25 track indirect

050-7402538



Project / Type

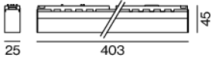
Notes

Count / Date

Electrical accessories

POWER SUPPLY intrack

TYPE	L-W-H (MM)	ARTICLE NUMBER(S)
incl. cable 2000 mm	403-26-46	050-2071038
incl. cable 2000 mm	403-26-46	050-2071138



Electrical accessories

POWER SUPPLY surface

COLOUR	L-W-H (MM)	ARTICLE NUMBER(S)
traffic white	305-144-54	050-2055117
jet black	305-144-54	050-2055118
traffic white	305-144-54	050-2055137
jet black	305-144-54	050-2055138
traffic white	455-104-40	050-2055417
jet black	455-104-40	050-2055418
traffic white	455-104-40	050-2055437
jet black	455-104-40	050-2055438
traffic white	455-104-40	050-2055217
jet black	455-104-40	050-2055218
traffic white	455-104-40	050-2055237
jet black	455-104-40	050-2055238
traffic white	455-104-40	050-2055517
jet black	455-104-40	050-2055518
traffic white	455-104-40	050-2055537
jet black	455-104-40	050-2055538
traffic white	305-144-54	050-2055317
jet black	305-144-54	050-2055318
traffic white	305-144-54	050-2055337
jet black	305-144-54	050-2055338



Electrical accessories

POWER SUPPLY external

L-W-H (MM)	ARTICLE NUMBER(S)
163-43-32	002-62133
350-30-18	002-62134
350-30-18	002-62135
400-40-22	002-62139
252-90-44	002-60320



MOVE IT 25 track indirect

050-7402538



Project / Type

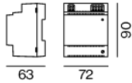
Notes

Count / Date

Optional electrical accessories

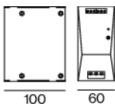
DIN RAIL POWER SUPPLY

L-W-H (MM)	ARTICLE NUMBER(S)
72-90-63	005-6520210



DIN RAIL POWER SUPPLY PRO

L-W-H (MM)	ARTICLE NUMBER(S)
60-125-100	005-6220110
100-125-120	005-6220210



DIN RAIL DALI-2 SELV DEVICE

L-W-H (MM)	ARTICLE NUMBER(S)
107-37-58	005-6620030



Electrical accessories

DALI-2 SELV DEVICE

TYPE	L-W-H (MM)	ARTICLE NUMBER(S)
control unit	212-37-26	050-2061130



ESSENTIAL SENSOR

TYPE	L-W-H (MM)	ARTICLE NUMBER(S)
brightness & presence	125-28-45	050-2063178



MOVE IT 25 track indirect

050-7402538



Project / Type

Notes

Count / Date

Optical accessories

BLIND COVER

COLOUR	ARTICLE NUMBER(S)
jet black	050-7004008
jet black	050-7008008
jet black	050-7009008

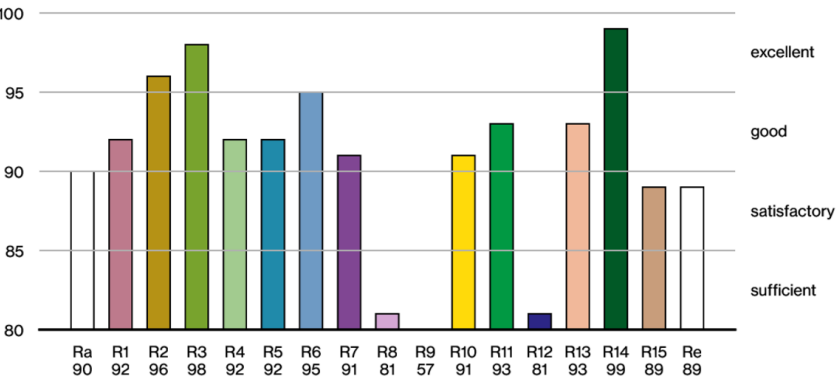
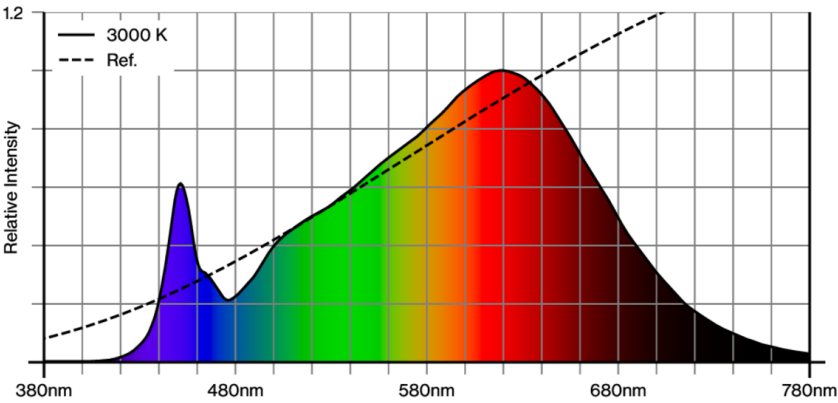


END CAPS

TYPE	COLOUR	L-W-H (MM)	ARTICLE NUMBER(S)
1 pair	jet black	60-31-3	050-7300008
1 pair	gold dust / jet black	60-31-3	050-730000G
1 pair	traffic white / jet black	60-31-3	050-730000P
1 pair	special colours	60-31-3	050-730000X



Colour rendering



MOVE IT 25 track indirect

050-7402538

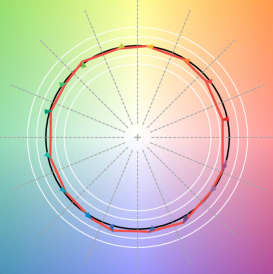


Project / Type

Notes

Count / Date

TM30 colour vector graphic



The black line represents the black body reference. The red line indicates the results of the test light source. The deviation from the test light source to the reference is shown and is marked by arrows. The shorter the arrows, the higher the color rendering.