


LENO jut-out

suspended

051-9212537J



Project / Type	
Notes	
Count / Date	



General

Ceiling , Suspended
white , RAL 9010 ¹
IP20
1170 lm
1920 lm/m

LED

3000 K
CRI ≥ 80
L90 / 50000 h
initial MacAdam ≤ 3 SDCM
MR 0.54
MDER 0.49

Optical

Jut-Out
opal (lambertsch)
PstLM ≤ 1.0 ²
SVM ≤ 0.4 ²

Electrical

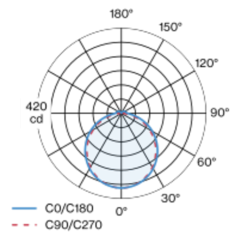
DALI-2
220-240 V
system 10.8 W
system 108 lm/W ³
PC1
1 DALI Addr.
18 W/m

Physical

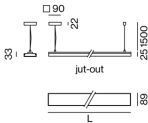
cabl 1500 mm
length 618 mm
width 89 mm
height 38 mm
2 kg

Low profile suspended luminaire, 28 mm total height; converter integrated into luminaire housing; luminaire with 1500 mm cable suspension; with integrated toolless suspension height adjustment on the luminaire; incl. feed (white); surface white powder coated; fall-safe light inset made of extruded aluminium profile, can be inserted in the canal without tools by magnetic holders; side coupled light directed downward through LGP (LIGHT GUIDING PRISM) body and high efficiency reflector; HPO (High Performance Opal) cover for uniform illumination; jut-out cover; light colour 3000 K; binning initial MacAdam ≤ 3 SDCM; CRI ≥ 80; min. 90% of luminous flux after 50000 operating hours; energy efficient LEDs with high CRI; degree of protection IP20; PC1; 220-240 V; internal wiring in light halogen free; incl. DALI-2 converter; light source not replaceable; control gear replaceable by an authorized professional;

Light distribution



Product drawing



¹ RAL code ² Value of containing product at full load (undimmed)
³ incl. consideration of optical losses, internal control unit losses & operating device efficiency

Installation instructions



Lighting calculator



LENO jut-out

suspended

051-9212537J



Project / Type

Notes

Count / Date

Maintenance Factors

Operating Time [h]	10 000	20 000	30 000	40 000	50 000
LLMF	0.98	0.95	0.93	0.91	0.9
LSF	1	1	1	1	1

MF

MF

LMF^a

LMF × RSMF × LLMF × LSF

Maintenance Factor

Luminaire Maintenance Factor

RSMF^a

LLMF

LSF

Room Surface Maintenance Factor

Lamp Lumens Maintenance Factor

Lamp Survival Factor

^a According to "CIE 97, Maintenance of indoor electric lighting systems", 2005, ISBN 3-900-734-34-8. The values must be determined by the planner.

Circuit Breaker Types

Automatic Circuit Breaker Type	Number of Fixtures
B10	18
B13	24
B16	30
B20	37
C10	31
C13	40
C16	51
C20	62

