

# MOVE IT 25 S track

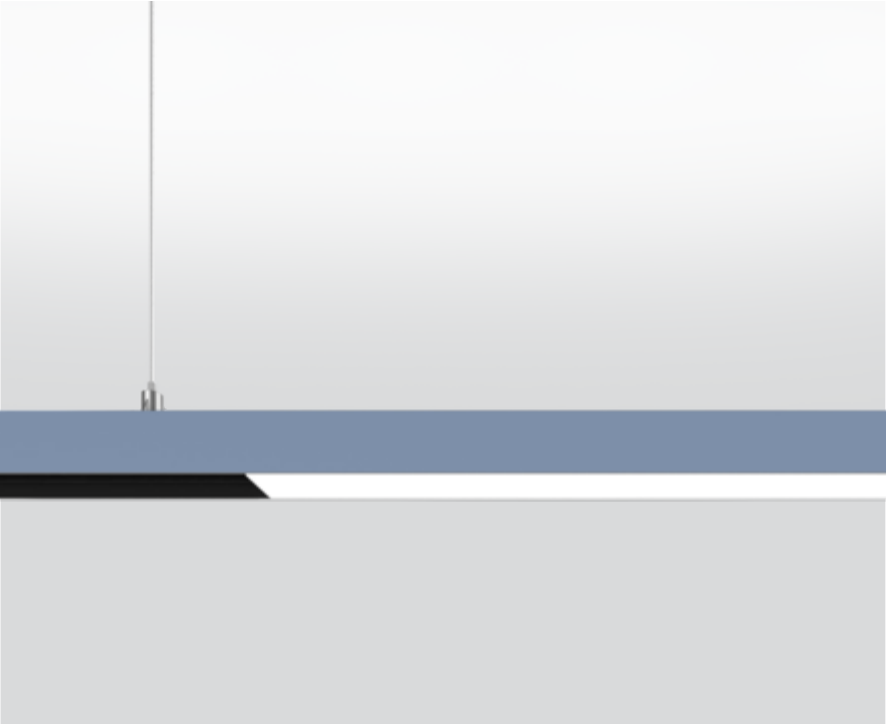
indirect  
050-741451X



Project / Type

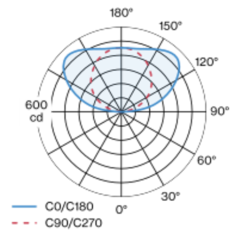
Notes

Count / Date

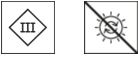



Thin extruded aluminium profile with 31mm height and 28mm width groove; for suspended mounting (1500 mm cable suspension as an accessory); height adjustment without tools; with indirect light component for additional accentuation of the ceiling; indirect light component covered with opal lens cover; light colour 3000 K; binning initial MacAdam  $\leq 3$  SDCM; CRI  $\geq 90$ ; min. 80% of luminous flux after 50000 operating hours; energy efficient LEDs with high CRI; with integrated power rail profile for supply voltage feed; surface special colours powder coated; Inner colour anodised black; light insets can be installed and moved without tools by means of magnetic holders+locking; degree of protection IP20; PC3; 48 V; accessories are listed separately; light source not replaceable;

## Light distribution



## Product drawing



### General

Ceiling , Suspended

special colours , RAL 9005 <sup>1</sup>

Inner colour black

IP20

1810 lm

1670 lm/m

optical inset 139 lm/W<sup>2</sup>

### LED

3000 K

CRI  $\geq 90$

L80 / 50000 h

initial MacAdam  $\leq 3$  SDCM

R<sub>g</sub>: 99 , R<sub>r</sub>: 91 , R<sub>t(1-15)</sub>: 89

MR 0.61

MDER 0.55

### Optical

PstLM  $\leq 1.0$  <sup>3</sup>

SVM  $\leq 0.4$  <sup>3</sup>

### Electrical

non DIM

48 V

fixture 15.3 W

optical inset 13.0 W

PC3

14 W/m

### Physical

length 1220 mm

width 31 mm

height 31 mm

1 kg

<sup>1</sup> RAL code <sup>2</sup> incl. consideration of optical losses  
<sup>3</sup> Value of containing product at full load (undimmed)

## Installation instructions



## Lighting calculator

