

# MOVE IT 45 track corner indirect

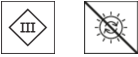

050-743101G



Project / Type

Notes

Count / Date



General

Ceiling , Suspended

gold

Inner colour black

IP20

1550 lm

1730 lm/m

optical inset 70 lm/W<sup>1</sup>

LED

3000 K

CRI ≥ 90

L80 / 50000 h

initial MacAdam ≤ 3 SDCM

R<sub>g</sub>: 99 , R<sub>r</sub>: 91 , R<sub>t(1-15)</sub>: 89

MR 0.61

MDER 0.55

Optical

PstLM ≤ 1.0 <sup>2</sup>

SVM ≤ 0.4 <sup>2</sup>

Electrical

non DIM

48 V

fixture 13.1 W

optical inset 11.2 W

PC3

15 W/m

Physical

length 653 mm

width 609 mm

height 60 mm

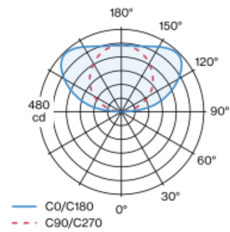
1.7 kg

<sup>1</sup> incl. consideration of optical losses

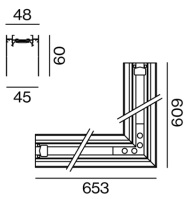
<sup>2</sup> Value of containing product at full load (undimmed)

90° angle connector; Extruded aluminium profile with 45mm width groove; for suspended mounting (1500 mm cable suspension as an accessory); height adjustment without tools; with indirect light component for additional accentuation of the ceiling; indirect light component covered with opal lens cover; light colour 3000 K; binning initial MacAdam ≤ 3 SDCM; CRI ≥ 90; min. 80% of luminous flux after 50000 operating hours; energy efficient LEDs with high CRI; with integrated power rail profile for supply voltage feed; surface gold powder coated; Inner colour anodised black; light insets can be installed and moved without tools by means of magnetic holders+locking; degree of protection IP20; PC3; 48 V; accessories are listed separately; light source not replaceable;

Light distribution



Product drawing



Installation  
instructions



Lighting  
calculator

