

MOVE IT 45 track corner indirect


050-743101X



Project / Type

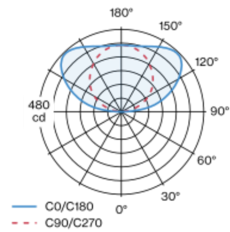
Notes

Count / Date

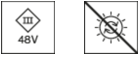
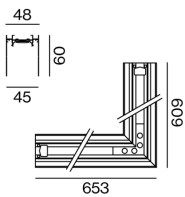


90° angle connector; Extruded aluminium profile with 45mm width groove; for suspended mounting (1500 mm cable suspension as an accessory); height adjustment without tools; with indirect light component for additional accentuation of the ceiling; indirect light component covered with opal lens cover; light colour 3000 K; binning initial MacAdam ≤ 3 SDCM; CRI ≥ 90 ; min. 80% of luminous flux after 50000 operating hours; energy efficient LEDs with high CRI; with integrated power rail profile for supply voltage feed; surface special colours powder coated; Inner colour anodised black; light insets can be installed and moved without tools by means of magnetic holders+locking; degree of protection IP20; PC3; 48 V; accessories are listed separately; light source not replaceable;

Light distribution



Product drawing



General

Ceiling | Suspended

special colours

Inner colour black

IP20

1550 lm

1730 lm/m

optical inset 70 lm/W ¹

LED

3000 K

CRI ≥ 90

L80 / 50000 h

initial MacAdam ≤ 3 SDCM

R_g: 99 | R_r: 91 | R₍₁₋₁₅₎: 89

MR 0.61 | MDER 0.55

Optical

PstLM ≤ 1.0 ² | SVM ≤ 0.4 ²

Electrical

non DIM

PC3 | 48 V

fixture 13.1 W

optical inset 11.2 W

15 W/m

Physical

length 653 mm | width 609 mm | height 60 mm

1.7 kg

¹ incl. consideration of optical losses
² Value of containing product at full load (undimmed)

Installation instructions



Lighting calculator

