


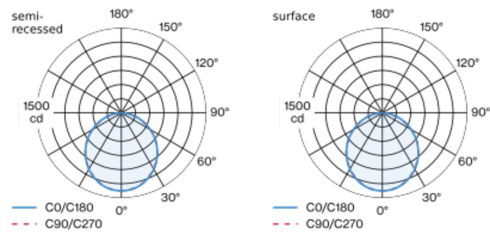


Project / Type
Notes
Count / Date

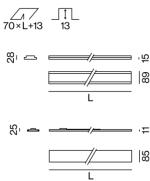


Low profile recessed mounted luminaire, 15 mm visible height or low profile surface mounted luminaire, 28 mm total height; converter integrated into luminaire housing; suitable for wall or ceiling mounting; suitable for installation in primed or exposed concrete, in plasterboard constructions and in plastered walls or ceilings; for continuous lighting systems; surface white powder coated; fall-safe light inset made of extruded aluminium profile, can be inserted in the canal without tools by magnetic holders; side coupled light directed downward through LGP (LIGHT GUIDING PRISM) body and high efficiency reflector; HPO (High Performance Opal) cover for uniform illumination; flush cover; light colour 4000 K; binning initial MacAdam ≤ 3 SDCM; CRI ≥ 80 ; min. 90% of luminous flux after 50000 operating hours; energy efficient LEDs with high CRI; PC1; 220-240 V; internal wiring in light halogen free; incl. DALI-2 converter; accessories are listed separately; light source not replaceable; control gear replaceable by an authorized professional;

Light distribution



Product drawing



General

Ceiling / Wall Surface ¹ -Semi-Recessed ²
white RAL 9010 ³
traffic white
front IP20 ¹ -IP40 ² back IP20
3890 lm
2130 lm/m

LED

4000 K
CRI ≥ 80
L90 / 50000 h
initial MacAdam ≤ 3 SDCM
MR 0.72 MDER 0.66

Optical

High Performance Opal opal (lambertsch)
PstLM ≤ 1.0 ^{1 2 4} SVM ≤ 0.4 ^{1 2 4}

Electrical

DALI-2 1 DALI Addr.
PC1 220-240 V
system 28.6 W
system 136 lm/W ⁵
16 W/m

Physical

length 1830 mm width 89 mm height 28 mm
4.3 kg

Cutout

length 1843 mm width 70 mm
min. ceiling thickness 12.5 mm
recessed depth 13 mm

¹ surface ² semi-recessed ³ RAL code
⁴ Value of containing product at full load (undimmed)
⁵ incl. consideration of optical losses, internal control unit losses & operating device efficiency

Installation instructions

