

# MIRA 150 round

trim

052-9323518P



Project / Type

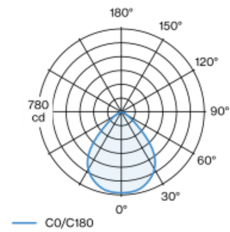
Notes

Count / Date

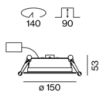


Round recessed spotlight in die-cast aluminium; surface jet black powder coated; with trim; suitable for ceiling thickness of 2-25 mm; installation without tools using snap spring closure; passive cooling of the LEDs through improved heat sink geometry; light colour 3000 K; binning initial MacAdam  $\leq 3$  SDCM; CRI  $\geq 90$ ; min. 85% of luminous flux after 50000 operating hours; energy efficient LEDs with high CRI; completely homogeneously illuminated, microprismatic PMMA cover; recessed luminaire plane; degree of protection IP20; PC2; 220-240 V; incl. external converter for ceiling insertion; non-dimmable; through wiring connection box, 3-pole or 5-pole, available as an accessory; accessories are listed separately; light source replaceable by an authorized professional; control gear replaceable by an authorized professional;

## Light distribution



## Product drawing



## General

Ceiling | Recessed

jet black | RAL 9005

IP20

1340 lm

## LED

3000 K

CRI  $\geq 90$

L85 / 50000 h

initial MacAdam  $\leq 3$  SDCM

R<sub>g</sub>: 99 | R<sub>f</sub>: 91 | R<sub>(1-15)</sub>: 89

MR 0.61 | MDER 0.55

## Optical

Microprismatic | microprismatic

PstLM  $\leq 1.0$  <sup>1</sup> | SVM  $\leq 0.4$  <sup>1</sup>

## Electrical

non DIM

PC2 | 220-240 V

no emergency light

system 13.0 W

system 103 lm/W <sup>2</sup>

## Physical

trim

diameter 150 mm | height 53 mm

## Cutout

diameter 140 mm

min. ceiling thickness 2 mm | max. ceiling thickness 25 mm

recessed depth 90 mm

<sup>1</sup> Value of containing product at full load (undimmed)  
<sup>2</sup> incl. consideration of optical losses, internal control unit losses & operating device efficiency

## Installation instructions



## Lighting calculator



# MIRA 150 round

trim

052-9323518P



Project / Type

Notes

Count / Date

## Maintenance Factors

Operating Time [h]	10 000	20 000	30 000	40 000	50 000
LLMF	0.98	0.96	0.94	0.91	0.89
LSF	1	1	1	1	1
MF	LMF × RSMF × LLMF × LSF		RSMF <sup>a</sup>	Room Surface Maintenance Factor	
MF	Maintenance Factor		LLMF	Lamp Lumens Maintenance Factor	
LMF <sup>a</sup>	Luminaire Maintenance Factor		LSF	Lamp Survival Factor	

<sup>a</sup> According to "CIE 97, Maintenance of indoor electric lighting systems", 2005, ISBN 3-900-734-34-8. The values must be determined by the planner.

## Circuit Breaker Types

Automatic Circuit Breaker Type	Number of Fixtures
B10	31
B16	49
C10	51
C16	83

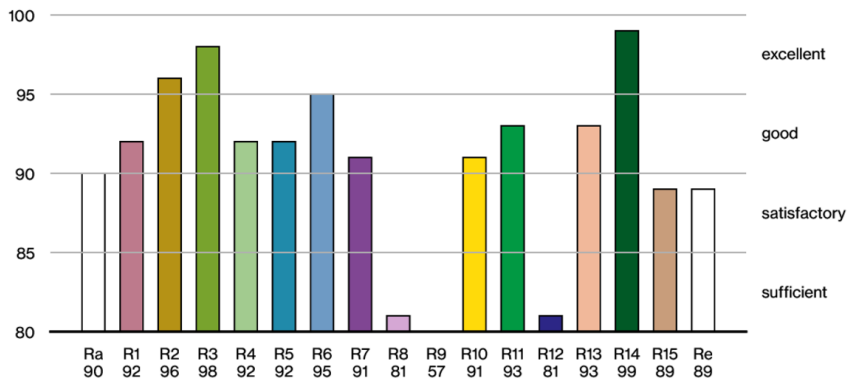
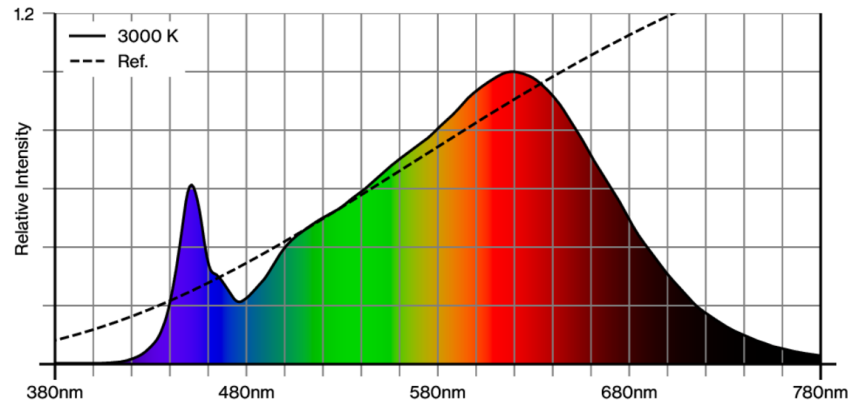
## Electrical accessories

### THROUGH WIRING CONNECTION BOX

TYPE	L-W-H (MM)	ARTICLE NUMBER(S)
non DIM cable ø 4 – 12 mm	105-58-30	005-253110
DALI cable ø 4 – 12 mm	105-58-30	005-255110



## Colour rendering



# MIRA 150 round

trim

052-9323518P

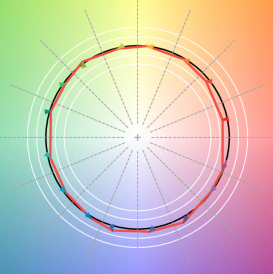


Project / Type

Notes

Count / Date

## TM30 colour vector graphic



The black line represents the black body reference. The red line indicates the results of the test light source. The deviation from the test light source to the reference is shown and is marked by arrows. The shorter the arrows, the higher the color rendering.