

# LINEA opal / asymmetric

wall system

058-6142637AA



Project / Type

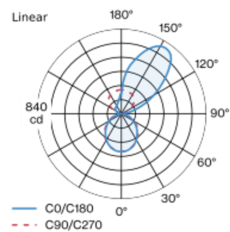
Notes

Count / Date



Light fitting and front cover made of extruded aluminium profile; angular design; linear; for lighting systems; no visible screws; surface pure white powder coated; suitable for wall mounting; homogeneous wall or ceiling illumination through uniform direct/indirect light distribution; direct light component: HPO (High Performance Opal) cover for uniform illumination; indirect light component: with specially computed, asymmetrical lens for homogeneous lighting intensity (installation optionally for floor or ceiling illumination); light colour 4000 K; binning initial MacAdam  $\leq 3$  SDCM; CRI  $\geq 90$ ; min. 85% of luminous flux after 50000 operating hours; energy efficient LEDs with high CRI; degree of protection IP20; PC1; 220-240 V; incl. DALI-2 converter; accessories are listed separately; light source replaceable by an authorized professional; control gear replaceable by an authorized professional;

## Light distribution



## Product drawing



## General

Wall | Surface

pure white | RAL 9010

IP20

indirect 1160 lm | direct 972 lm

total 2132 lm

3520 lm/m

## LED

4000 K

CRI  $\geq 90$

L85 / 50000 h

initial MacAdam  $\leq 3$  SDCM

R<sub>g</sub>: 98 | R<sub>f</sub>: 90 | R<sub>t(1-15)</sub>: 88

MR 0.76 | MDER 0.69

## Optical

High Performance Opal / Asymmetric | asymmetric

PstLM  $\leq 1.0^{1\ 2}$  | SVM  $\leq 0.4^{1\ 2}$

## Electrical

DALI-2 | 1 DALI Addr.

PC1 | 220-240 V

system 17.6 W

system 121 lm/W<sup>3</sup>

29 W/m

## Physical

length 606 mm | width 40 mm | height 100 mm

1.62 kg

<sup>1</sup> Linear <sup>2</sup> Value of containing product at full load (undimmed)  
<sup>3</sup> incl. consideration of optical losses, internal control unit losses & operating device efficiency

## Installation instructions



# LINEA opal / asymmetric

wall system

058-6142637AA



Project / Type

Notes

Count / Date

## Maintenance Factors

Operating Time [h]	10 000	20 000	30 000	40 000	50 000
LLMF	0.98	0.96	0.94	0.91	0.89
LSF	1	1	1	1	1
MF	LMF × RSMF × LLMF × LSF		RSMF <sup>a</sup>	Room Surface Maintenance Factor	
MF	Maintenance Factor		LLMF	Lamp Lumens Maintenance Factor	
LMF <sup>a</sup>	Luminaire Maintenance Factor		LSF	Lamp Survival Factor	

<sup>a</sup> According to "CIE 97, Maintenance of indoor electric lighting systems", 2005, ISBN 3-900-734-34-8. The values must be determined by the planner.

## Circuit Breaker Types

Automatic Circuit Breaker Type	Number of Fixtures
B10	18
B13	23
B16	28
B20	35
C10	30
C13	38
C16	46
C20	58

## Mounting accessories

### END CAPS


TYPE	COLOUR	L-W-H (MM)	ARTICLE NUMBER(S)
1 pair	pure white	40-100-12	050-2540107
1 pair	jet black	40-100-12	050-2540108



## Mounting accessories

### LINEAR CONNECTOR

TYPE	ARTICLE NUMBER(S)
1 piece	050-2551100
10 pieces	050-2551100.10



## Electrical accessories

### THROUGH WIRE

TYPE	ARTICLE NUMBER(S)
10 pieces	004-90003
10 pieces	004-90005



# LINEA opal / asymmetric

wall system

058-6142637AA

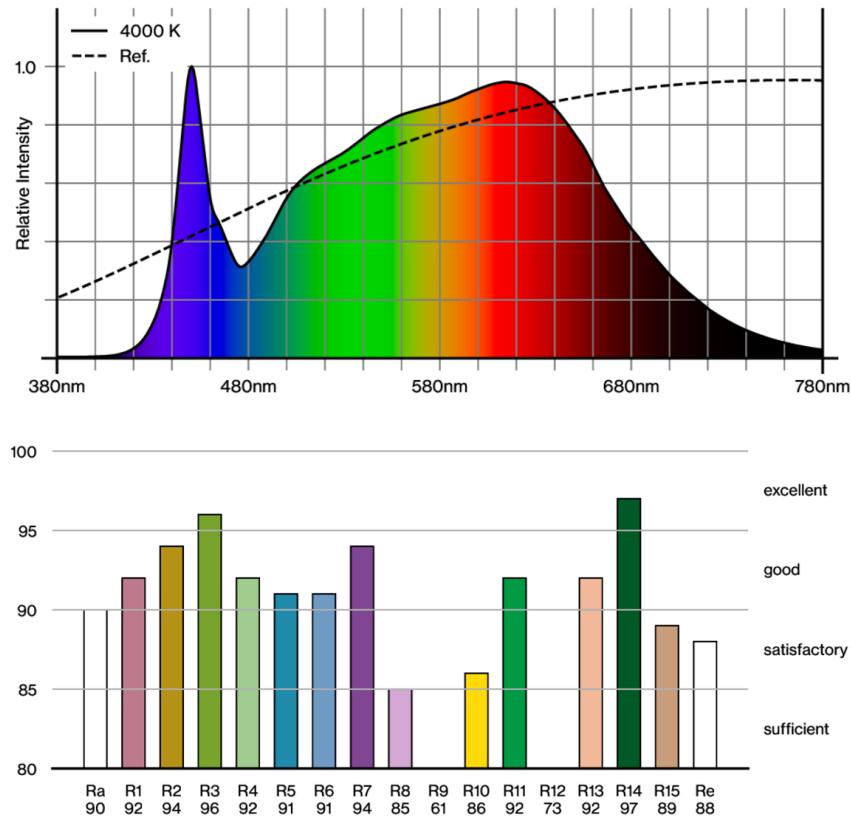


Project / Type

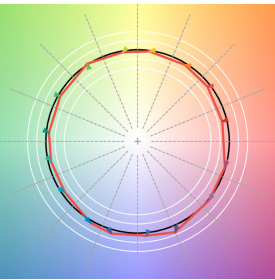
Notes

Count / Date

## Colour rendering



## TM30 colour vector graphic



The black line represents the black body reference. The red line indicates the results of the test light source. The deviation from the test light source to the reference is shown and is marked by arrows. The shorter the arrows, the higher the color rendering.