

# LINEA opal / opal

wall system


058-6148518AH



Project / Type

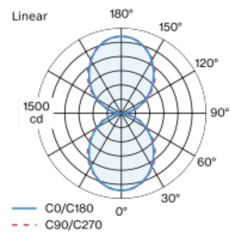
Notes

Count / Date

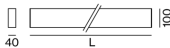


Light fitting and front cover made of extruded aluminium profile; angular design; linear; for lighting systems; no visible screws; surface black powder coated; suitable for wall mounting; homogeneous wall or ceiling illumination through uniform direct/indirect light distribution; direct and indirect light component: HPO (High Performance Opal) cover for uniform illumination; light colour 3000 K; binning initial MacAdam  $\leq 3$  SDCM; CRI  $\geq 90$ ; min. 85% of luminous flux after 50000 operating hours; energy efficient LEDs with high CRI; degree of protection IP20; PC1; 220-240 V; incl. converter, non dimmable; accessories are listed separately; light source replaceable by an authorized professional; control gear replaceable by an authorized professional;

## Light distribution



## Product drawing



## General

Wall , Surface

black , RAL 9005 <sup>1</sup>

IP20

indirect 3520 lm

direct 3520 lm

total 7040 lm

2930 lm/m

## LED

3000 K

CRI  $\geq 90$

L85 / 50000 h

initial MacAdam  $\leq 3$  SDCM

R<sub>g</sub>: 99 , R<sub>r</sub>: 91 , R<sub>t(1-15)</sub>: 89

MR 0.61

MDER 0.55

## Optical

High Performance Opal

opal (lambertsch)

P<sub>stLM</sub>  $\leq 1.0^2$  <sup>3</sup>

SVM  $\leq 0.4^2$  <sup>3</sup>

## Electrical

non DIM

220-240 V

system 71 W

system 99 lm/W<sup>4</sup>

PC1

29 W/m

## Physical

length 2406 mm

width 40 mm

height 100 mm

5.7 kg

<sup>1</sup> RAL code <sup>2</sup> Linear

<sup>3</sup> Value of containing product at full load (undimmed)

<sup>4</sup> incl. consideration of optical losses, internal control unit losses & operating device efficiency

## Installation instructions



# LINEA opal / opal

wall system

058-6148518AH



Project / Type

Notes

Count / Date

## Maintenance Factors

Operating Time [h]	10 000	20 000	30 000	40 000	50 000
LLMF	0.98	0.96	0.94	0.91	0.89
LSF	1	1	1	1	1
MF	LMF × RSMF × LLMF × LSF		RSMF <sup>a</sup>	Room Surface Maintenance Factor	
MF	Maintenance Factor		LLMF	Lamp Lumens Maintenance Factor	
LMF <sup>a</sup>	Luminaire Maintenance Factor		LSF	Lamp Survival Factor	

<sup>a</sup> According to "CIE 97, Maintenance of indoor electric lighting systems", 2005, ISBN 3-900-734-34-8. The values must be determined by the planner.

## Circuit Breaker Types

Automatic Circuit Breaker Type	Number of Fixtures
B10	10
B13	12
B16	16
B20	21
C10	17
C13	21
C16	28
C20	35

## Mounting accessories

### END CAPS

TYPE	COLOUR	L-W-H (MM)	ARTICLE NUMBER(S)
1 pair	pure white	40-100-12	050-2540107
1 pair	jet black	40-100-12	050-2540108



## Mounting accessories

### LINEAR CONNECTOR

TYPE	ARTICLE NUMBER(S)
1 piece	050-2551100
10 pieces	050-2551100.10



## Electrical accessories

### THROUGH WIRE

TYPE	ARTICLE NUMBER(S)
3 x 1,5 mm <sup>2</sup>   10 pieces	004-90003
5 x 1,5 mm <sup>2</sup>   10 pieces	004-90005

