

LINEA opal / opal

wall


058-6172618AH



Project / Type

Notes

Count / Date



Light fitting and front cover made of extruded aluminium profile; angular design; no visible screws; surface jet black powder coated; suitable for wall mounting; homogeneous wall or ceiling illumination through uniform direct/indirect light distribution; direct and indirect light component: HPO (High Performance Opal) cover for uniform illumination; light colour 4000 K; binning initial MacAdam ≤ 3 SDCM; CRI ≥ 90 ; min. 85% of luminous flux after 50000 operating hours; energy efficient LEDs with high CRI; degree of protection IP20; PC1; 220-240 V; incl. converter, non dimmable; light source replaceable by an authorized professional; control gear replaceable by an authorized professional;

Light distribution



Product drawing



General

Wall | Surface

jet black | RAL 9005

IP20

indirect 972 lm | direct 972 lm

total 1944 lm

3210 lm/m

LED

4000 K

CRI ≥ 90

L85 / 50000 h

initial MacAdam ≤ 3 SDCM

R_g: 98 | R_f: 90 | R_{f(1-15)}: 88

MR 0.76 | MDER 0.69

Optical

High Performance Opal | opal (lambertsch)

Electrical

non DIM

PC1 | 220-240 V

system 17.6 W

system 110 lm/W ¹

29 W/m

Physical

length 610 mm | width 40 mm | height 100 mm

1.6 kg

¹ incl. consideration of optical losses, internal control unit losses & operating device efficiency

Installation instructions



LINEA opal / opal

wall

058-6172618AH



Project / Type

Notes

Count / Date

Maintenance Factors

Operating Time [h]	10 000	20 000	30 000	40 000	50 000
LLMF	0.98	0.96	0.94	0.91	0.89
LSF	1	1	1	1	1

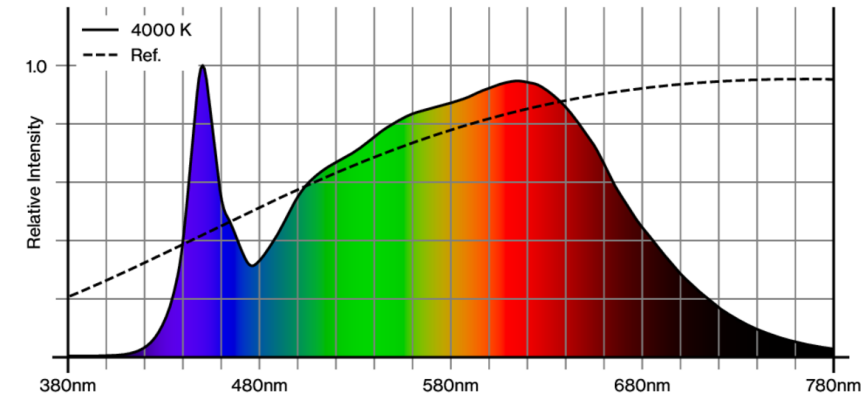
MF	LMF × RSMF × LLMF × LSF	RSMF ^a	Room Surface Maintenance Factor
MF	Maintenance Factor	LLMF	Lamp Lumens Maintenance Factor
LMF ^a	Luminaire Maintenance Factor	LSF	Lamp Survival Factor

^a According to "CIE 97, Maintenance of indoor electric lighting systems", 2005, ISBN 3-900-734-34-8. The values must be determined by the planner.

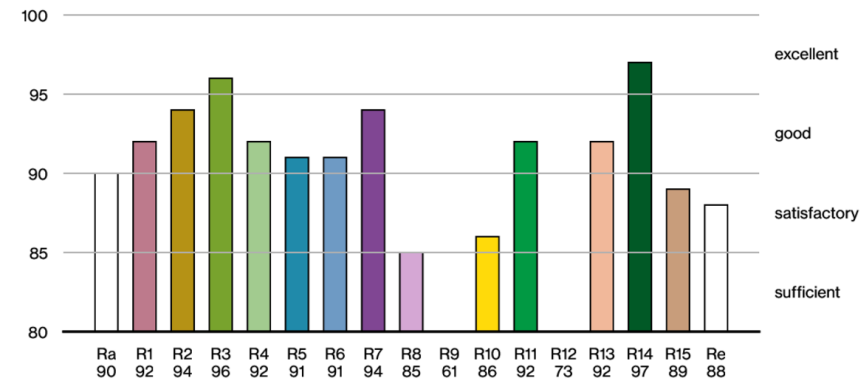
Circuit Breaker Types

Automatic Circuit Breaker Type	Number of Fixtures
B10	75
B13	95
B16	120
B20	150
C10	75
C13	95
C16	120
C20	150

Colour rendering



CRI/R_a ≥ 91 R_e ≥ 88 (4000 K)



LINEA opal / opal

wall

058-6172618AH

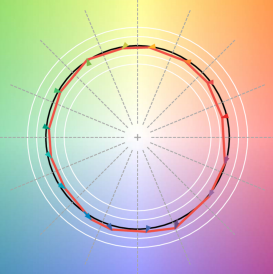


Project / Type

Notes

Count / Date

TM30 colour vector graphic



The black line represents the black body reference. The red line indicates the results of the test light source. The deviation from the test light source to the reference is shown and is marked by arrows. The shorter the arrows, the higher the color rendering.