

# LINEA opal / opal

wall


058-6172637AH



Project / Type

Notes

Count / Date



Light fitting and front cover made of extruded aluminium profile; angular design; no visible screws; surface pure white powder coated; suitable for wall mounting; homogeneous wall or ceiling illumination through uniform direct/indirect light distribution; direct and indirect light component: HPO (High Performance Opal) cover for uniform illumination; light colour 4000 K; binning initial MacAdam  $\leq 3$  SDCM; CRI  $\geq 90$ ; min. 85% of luminous flux after 50000 operating hours; energy efficient LEDs with high CRI; degree of protection IP20; PC1; 220-240 V; incl. DALI-2 converter; light source replaceable by an authorized professional; control gear replaceable by an authorized professional;

## Light distribution



## Product drawing



## General

Wall | Surface

pure white | RAL 9010

IP20

indirect 972 lm | direct 972 lm

total 1944 lm

3210 lm/m

## LED

4000 K

CRI  $\geq 90$

L85 / 50000 h

initial MacAdam  $\leq 3$  SDCM

R<sub>g</sub>: 98 | R<sub>f</sub>: 90 | R<sub>f(1-15)</sub>: 88

MR 0.76 | MDER 0.69

## Optical

High Performance Opal | opal (lambertsch)

PstLM  $\leq 1.0$ <sup>1 2</sup> | SVM  $\leq 0.4$ <sup>1 2</sup>

## Electrical

DALI-2 | 1 DALI Addr.

PC1 | 220-240 V

system 17.6 W

system 110 lm/W<sup>3</sup>

29 W/m

## Physical

length 610 mm | width 40 mm | height 100 mm

1.6 kg

<sup>1</sup> Linear <sup>2</sup> Value of containing product at full load (undimmed)  
<sup>3</sup> incl. consideration of optical losses, internal control unit losses & operating device efficiency

## Installation instructions



# LINEA opal / opal

wall

058-6172637AH



Project / Type

Notes

Count / Date

## Maintenance Factors

Operating Time [h]	10 000	20 000	30 000	40 000	50 000
LLMF	0.98	0.96	0.94	0.91	0.89
LSF	1	1	1	1	1

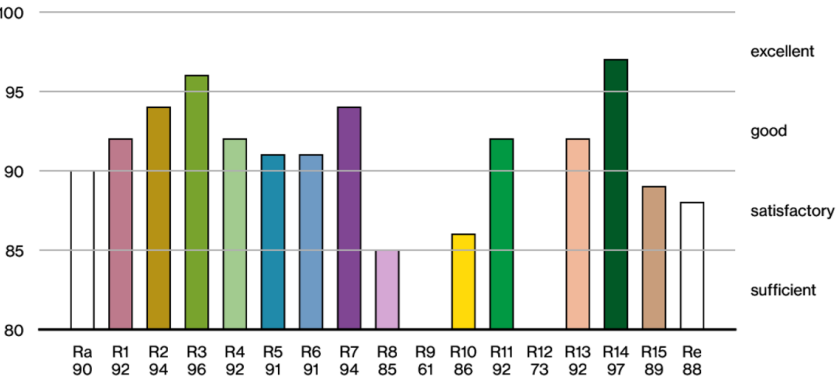
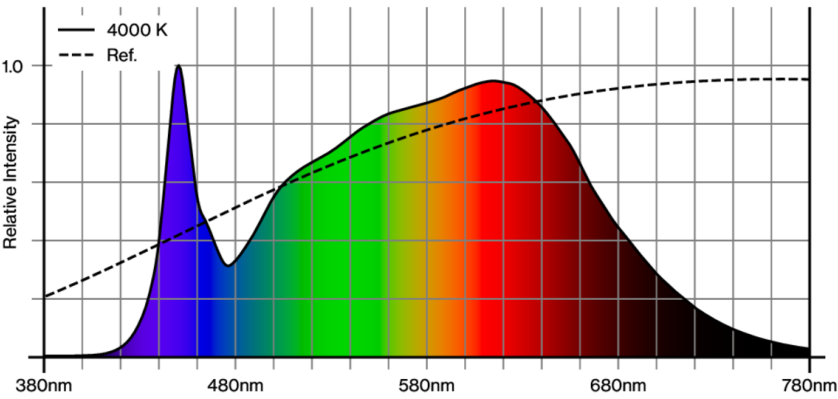
MF	LMF × RSMF × LLMF × LSF	RSMF <sup>a</sup>	Room Surface Maintenance Factor
MF	Maintenance Factor	LLMF	Lamp Lumens Maintenance Factor
LMF <sup>a</sup>	Luminaire Maintenance Factor	LSF	Lamp Survival Factor

<sup>a</sup> According to "CIE 97, Maintenance of indoor electric lighting systems", 2005, ISBN 3-900-734-34-8. The values must be determined by the planner.

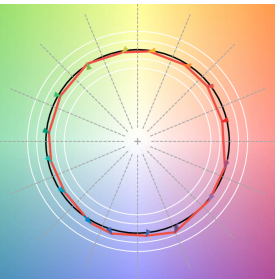
## Circuit Breaker Types

Automatic Circuit Breaker Type	Number of Fixtures
B10	18
B13	23
B16	28
B20	35
C10	30
C13	38
C16	46
C20	58

## Colour rendering



## TM30 colour vector graphic



The black line represents the black body reference. The red line indicates the results of the test light source. The deviation from the test light source to the reference is shown and is marked by arrows. The shorter the arrows, the higher the color rendering.



[058-6172637AH] The technical data represent rated values for an ambient temperature of 25°C. The data values for the luminous flux are initially subject to a tolerance of +/- 10%, those for the electrical connected load are initially subject to a tolerance of +/- 10%, and those for the colour temperature are initially subject to a tolerance of +/- 150 K. No liability is assumed for typographical or printing errors. The general terms and conditions of XAL GmbH apply.  
© XAL GmbH · Auer-Welsbach-Gasse 36 · 8055 Graz · Austria · [www.xal.com](http://www.xal.com)

05.08.2025