

TASK direct / indirect power

free standing U-shape
059-2942157Z



Project / Type

Notes

Count / Date

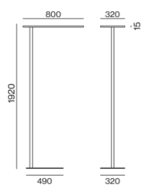


Free standing luminaire with rectangular head with rounded edges in aluminium; extremely flat design (only 15mm); rectangular aluminium tube support; base stand with recess for table stand (U-shape); modern shape in elegant design for discerning requirements; surface pure white powder coated; direct light distribution through LGP body (Light Guiding Prism); side coupled light directed downwards by laser engraving; indirect light component with special PCBs for increased luminous flux and maximum ceiling illumination; microprismatic PMMA cover; completely homogeneous illumination; $UGR \leq 13$; VDU compatible workplace luminaire according to DIN EN 12464-1; luminance above $65^\circ \leq 3000 \text{ cd/m}^2$; light colour 4000 K; binning initial MacAdam $\leq 3 \text{ SDCM}$; CRI ≥ 90 ; min. 90% of luminous flux after 50000 operating hours; energy efficient LEDs with high CRI; degree of protection IP20; PC1; 220-240 V; including TOUCH DIM control for individual control of the brightness; incl. connection cable (3m) with safety plug; light source replaceable by an authorized professional; control gear replaceable by an authorized professional;

Light distribution



Product drawing



General

Floor | Standing

pure white | RAL 9010

IP20

indirect 7800 lm | direct 2550 lm

total 10350 lm

LED

4000 K

CRI ≥ 90

L90 / 50000 h

initial MacAdam $\leq 3 \text{ SDCM}$

R_g: 96 | R_f: 90 | R_{t(1-5)}: 87

MR 0.75 | MDER 0.68

Optical

Microprismatic | microprismatic

UGR ≤ 13 | $\geq 65^\circ < 3000 \text{ cd/m}^2$

PstLM ≤ 1.0 ¹ | SVM ≤ 0.4 ¹

Electrical

touch DIM on pole

PC1 | 220-240 V

system 80 W

system 129 lm/W ²

Physical

U-shape

length 800 mm | width 320 mm | height 1920 mm

12.1 kg

¹ Value of containing product at full load (undimmed)
² incl. consideration of optical losses, internal control unit losses & operating device efficiency

Installation instructions



TASK direct / indirect power

free standing U-shape
059-2942157Z



Project / Type

Notes

Count / Date

Maintenance Factors

Operating Time [h]	10 000	20 000	30 000	40 000	50 000
LLMF	0.98	0.97	0.95	0.93	0.92
LSF	1	1	1	1	1

MF

LMF × RSMF × LLMF × LSF

MF

Maintenance Factor

LMF^a

Luminaire Maintenance Factor

RSMF^a

Room Surface Maintenance Factor

LLMF

Lamp Lumens Maintenance Factor

LSF

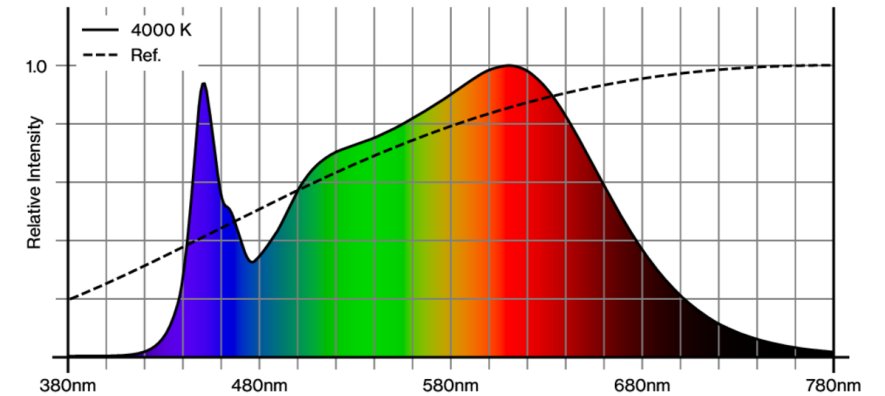
Lamp Survival Factor

^a According to "CIE 97, Maintenance of indoor electric lighting systems", 2005, ISBN 3-900-734-34-8. The values must be determined by the planner.

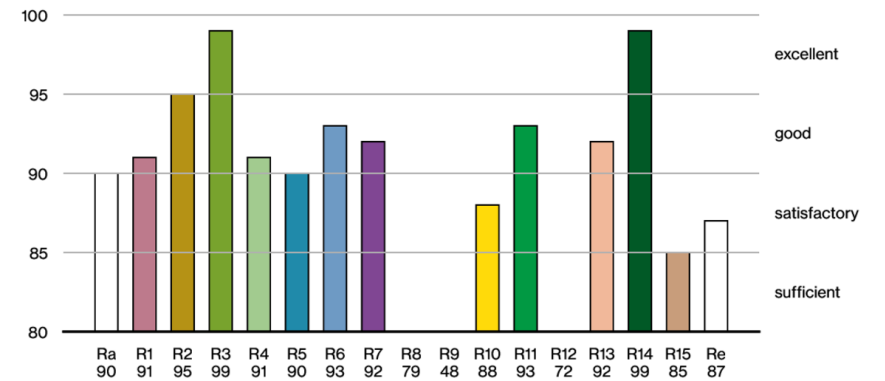
Circuit Breaker Types

Automatic Circuit Breaker Type	Number of Fixtures
B10	8
B13	10
B16	13
B20	16
C10	13
C13	17
C16	22
C20	27

Colour rendering



CRI/R_a ≥ 91 R_e ≥ 87 (4000 K)



TASK direct / indirect power

free standing U-shape
059-2942157Z



Project / Type

Notes

Count / Date

TM30 colour vector graphic



The black line represents the black body reference. The red line indicates the results of the test light source. The deviation from the test light source to the reference is shown and is marked by arrows. The shorter the arrows, the higher the color rendering.

