

# TASK S sensor direct / indirect power

suspended


059-5268078K



Project / Type

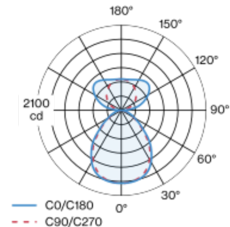
Notes

Count / Date

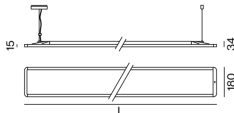


Rectangular luminaire housing with rounded edges in aluminium; extremely flat (only 15mm) and slim (only 180mm) design; modern shape in an elegant design for high demands; surface black powder coated; suspended luminaire with 1500mm cable suspension; with integrated toolless suspension height adjustment on the luminaire; incl. feed (black); direct light distribution through LGP body (Light Guiding Prism); side coupled light directed downwards by laser engraving; light control via highly reflective reflector material; indirect light component with special PCBs for increased luminous flux and maximum ceiling illumination; microprismatic PMMA cover; completely homogeneous illumination; same light density for all surface lights with the same components; UGR  $\leq 16$ ; VDU compatible workplace luminaire according to DIN EN 12464-1; luminance above 65°  $\leq 3000$  cd/m<sup>2</sup>; light colour 3000 K; binning initial MacAdam  $\leq 3$  SDCM; CRI  $\geq 90$ ; min. 90% of luminous flux after 50000 operating hours; energy efficient LEDs with high CRI; canopy with 2 cable openings and plug-in terminal for through wiring; degree of protection IP20; PC1; 220-240 V; internal wiring in light halogen free; luminaire with integrated infrared presence and brightness sensor (ESSENTIAL sensor); automatic light control for individually adjustable brightness; variable automatic shutdown; cable feed out to contact a push-button (230 VAC) to override the sensor; sound absorbing accessories available; light source replaceable by an authorized professional; control gear replaceable by an authorized professional;

## Light distribution



## Product drawing



## General

Ceiling , Suspended

black , RAL 9005 <sup>1</sup>

IP20

indirect 3080 lm

direct 3780 lm

total 6860 lm

## LED

3000 K

CRI  $\geq 90$

L90 / 50000 h

initial MacAdam  $\leq 3$  SDCM

R<sub>g</sub>: 96 , R<sub>f</sub>: 90 , R<sub>(1-15)</sub>: 90

MR 0.61

MDER 0.56

## Optical

Microprismatic

microprismatic

UGR  $\leq 16$  ,  $\geq 65^\circ$  <3000 cd/m<sup>2</sup>

P<sub>st</sub>LM  $\leq 1.0$  <sup>2</sup>

SVM  $\leq 0.4$  <sup>2</sup>

## Electrical

ESSENTIAL sensor (brightness & presence)

220-240 V

system 59 W

system 116 lm/W<sup>3</sup>

PC1

## Physical

cable 1500 mm

length 2324 mm

width 180 mm

height 34 mm

7.2 kg

<sup>1</sup> RAL code <sup>2</sup> Value of containing product at full load (undimmed)  
<sup>3</sup> incl. consideration of optical losses, internal control unit losses & operating device efficiency

## Installation instructions



## Lighting calculator



# TASK S sensor direct / indirect power

suspended

059-5268078K



Project / Type

Notes

Count / Date

## Maintenance Factors

Operating Time [h]	10 000	20 000	30 000	40 000	50 000
LLMF	0.98	0.97	0.95	0.93	0.92
LSF	1	1	1	1	1
MF	LMF × RSMF × LLMF × LSF		RSMF <sup>a</sup>	Room Surface Maintenance Factor	
MF	Maintenance Factor		LLMF	Lamp Lumens Maintenance Factor	
LMF <sup>a</sup>	Luminaire Maintenance Factor		LSF	Lamp Survival Factor	

<sup>a</sup> According to "CIE 97, Maintenance of indoor electric lighting systems", 2005, ISBN 3-900-734-34-8. The values must be determined by the planner.

## Circuit Breaker Types

Automatic Circuit Breaker Type	Number of Fixtures
B10	6
B13	8
B16	10
B20	12
C10	10
C13	13
C16	17
C20	20

