

# TASK sensor direct / indirect asymmetric power

free standing T-shape  
059-2951176Z



Project / Type

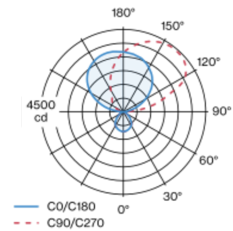
Notes

Count / Date

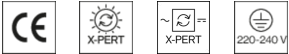
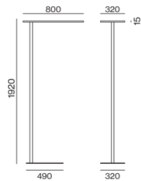


Free standing luminaire with rectangular head with rounded edges in aluminium; extremely flat design (only 15mm); rectangular aluminium tube support; base stand with recess for table stand (T-shape); modern shape in elegant design for discerning requirements; surface white aluminium powder coated; direct light distribution through LGP body (Light Guiding Prism); side coupled light directed downwards by laser engraving; indirect component with special, inclined PCBs for asymmetric radiation characteristic; microprismatic PMMA cover; completely homogeneous illumination;  $UGR \leq 13$ ; VDU compatible workplace luminaire according to DIN EN 12464-1; luminance above  $65^\circ \leq 3000 \text{ cd/m}^2$ ; light colour 4000 K; binning initial MacAdam  $\leq 3 \text{ SDCM}$ ;  $CRI \geq 90$ ; min. 90% of luminous flux after 50000 operating hours; energy efficient LEDs with high CRI; degree of protection IP20; PC1; 220-240 V; luminaire with integrated infrared presence and brightness sensor (ESSENTIAL sensor); automatic light control for individually adjustable brightness; variable automatic shutdown; including TOUCH DIM control for individual control of the brightness; presence sensor detection range  $\varnothing 4,5\text{m}$  on the floor; incl. connection cable (3m) with safety plug; light source replaceable by an authorized professional; control gear replaceable by an authorized professional;

## Light distribution



## Product drawing



## General

Floor | Standing

white aluminium | RAL 9006

IP20

indirect 11000 lm | direct 2030 lm

total 13030 lm

## LED

4000 K

$CRI \geq 90$

L90 / 50000 h

initial MacAdam  $\leq 3 \text{ SDCM}$

$R_g: 96$  |  $R_f: 90$  |  $R_{t(1-15)}: 87$

MR 0.75 | MDER 0.68

## Optical

Microprismatic | microprismatic

$UGR \leq 13$  |  $\geq 65^\circ < 3000 \text{ cd/m}^2$

$P_{stLM} \leq 1.0$  <sup>1</sup> |  $SVM \leq 0.4$  <sup>1</sup>

## Electrical

stand alone ESSENTIAL sensor

brightness & presence

PC1 | 220-240 V

system 95 W

system 137 lm/W <sup>2</sup>

## Physical

T-shape

length 800 mm | width 320 mm | height 1920 mm

12.9 kg

<sup>1</sup> Value of containing product at full load (undimmed)  
<sup>2</sup> incl. consideration of optical losses, internal control unit losses & operating device efficiency

## Installation instructions



# TASK sensor direct / indirect asymmetric power

free standing T-shape  
059-2951176Z



Project / Type

Notes

Count / Date

## Maintenance Factors

Operating Time [h]	10 000	20 000	30 000	40 000	50 000
LLMF	0.98	0.97	0.95	0.93	0.92
LSF	1	1	1	1	1

MF

LMF × RSMF × LLMF × LSF

MF

Maintenance Factor

LMF<sup>a</sup>

Luminaire Maintenance Factor

RSMF<sup>a</sup>

Room Surface Maintenance Factor

LLMF

Lamp Lumens Maintenance Factor

LSF

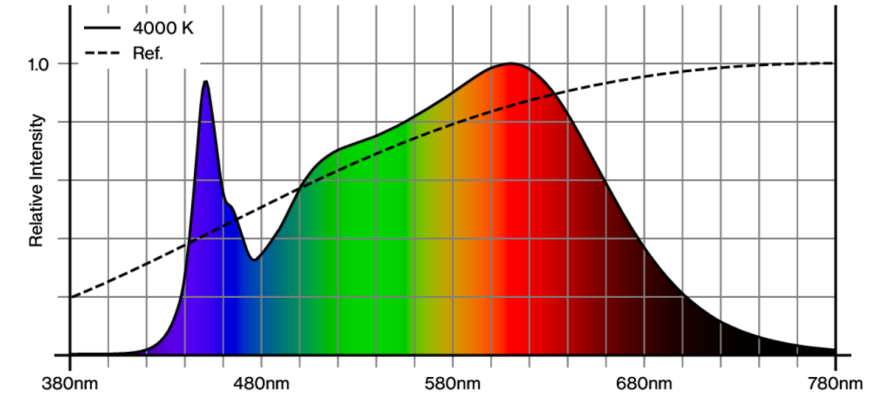
Lamp Survival Factor

<sup>a</sup> According to "CIE 97, Maintenance of indoor electric lighting systems", 2005, ISBN 3-900-734-34-8. The values must be determined by the planner.

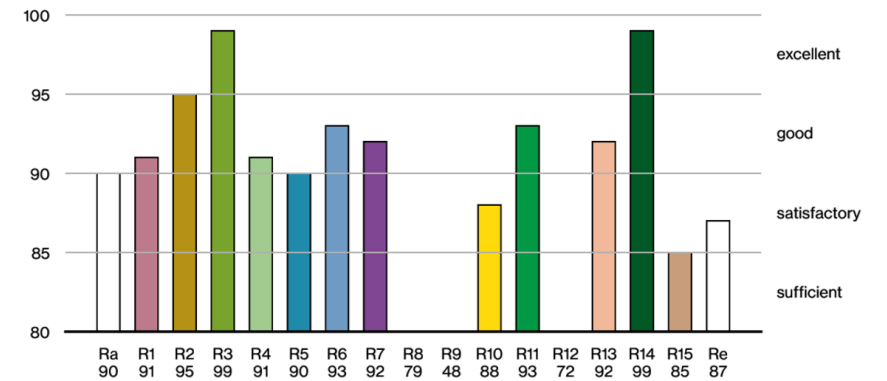
## Circuit Breaker Types

Automatic Circuit Breaker Type	Number of Fixtures
B10	5
B13	7
B16	9
B20	11
C10	9
C13	11
C16	15
C20	18

## Colour rendering



## CRI/R<sub>a</sub> ≥ 91 R<sub>e</sub> ≥ 87 (4000 K)



# TASK sensor direct / indirect asymmetric power

free standing T-shape

059-2951176Z

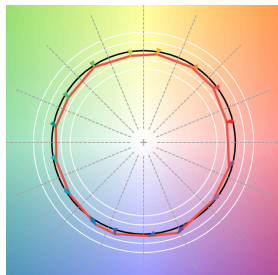


Project / Type

Notes

Count / Date

## TM30 colour vector graphic



The black line represents the black body reference. The red line indicates the results of the test light source. The deviation from the test light source to the reference is shown and is marked by arrows. The shorter the arrows, the higher the color rendering.