

TASK circle direct / indirect power


suspended
059-5281137K



Project / Type

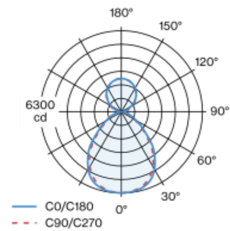
Notes

Count / Date

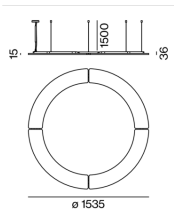


Ring-shaped suspended luminaire, consisting of single elements in quarter circle shape; luminaire housing with rounded edges in aluminium; extremely flat design (only 15mm); modern shape in elegant design for discerning requirements; surface pure white powder coated; luminaire with 1500 mm cable suspension; with integrated toolless suspension height adjustment on the luminaire; incl. feed (white); direct light distribution through LGP body (Light Guiding Prism); side coupled light directed downwards by laser engraving; light control via highly reflective reflector material; indirect light component with special PCBs for increased luminous flux and maximum ceiling illumination; microprismatic PMMA cover; completely homogeneous illumination; UGR ≤ 19; light colour 4000 K; binning initial MacAdam ≤ 3 SDCM; CRI ≥ 90; min. 90% of luminous flux after 50000 operating hours; energy efficient LEDs with high CRI; canopy with 2 cable openings and plug-in terminal for through wiring; degree of protection IP20; PC1; 220-240 V; internal wiring in light halogen free; incl. DALI-2 converter; light source replaceable by an authorized professional; control gear replaceable by an authorized professional;

Light distribution



Product drawing



General

Ceiling | Suspended

pure white | RAL 9010 ¹

IP20

indirect 6870 lm | direct 13200 lm

total 20100 lm

LED

4000 K

CRI ≥ 90

L90 / 50000 h

initial MacAdam ≤ 3 SDCM

R_g: 96 | R_f: 90 | R_{t(1-5)}: 87

MR 0.75 | MDER 0.68

Optical

Microprismatic | microprismatic

UGR ≤ 19

PstLM ≤ 1.0 ² | SVM ≤ 0.4 ²

Electrical

DALI-2 | 4 DALI Addr.

PC1 | 220-240 V

system 169 W

system 119 lm/W ³

Physical

cable 1500 mm

diameter 1535 mm | height 36 mm

14 kg

¹ RAL code ² Value of containing product at full load (undimmed)
³ incl. consideration of optical losses, internal control unit losses & operating device efficiency

Installation instructions



Lighting calculator



TASK circle direct / indirect power

suspended
059-5281137K



Project / Type

Notes

Count / Date

Maintenance Factors

Operating Time [h]	10 000	20 000	30 000	40 000	50 000
LLMF	0.98	0.97	0.95	0.93	0.92
LSF	1	1	1	1	1

MF

MF

LMF^a

LMF × RSMF × LLMF × LSF

Maintenance Factor

Luminaire Maintenance Factor

RSMF^a

LLMF

LSF

Room Surface Maintenance Factor

Lamp Lumens Maintenance Factor

Lamp Survival Factor

^a According to "CIE 97, Maintenance of indoor electric lighting systems", 2005, ISBN 3-900-734-34-8. The values must be determined by the planner.

Circuit Breaker Types

Automatic Circuit Breaker Type	Number of Fixtures
B10	2
B13	3
B16	3
B20	4
C10	3
C13	5
C16	6
C20	7

