

TASK long circle direct / indirect power

suspended

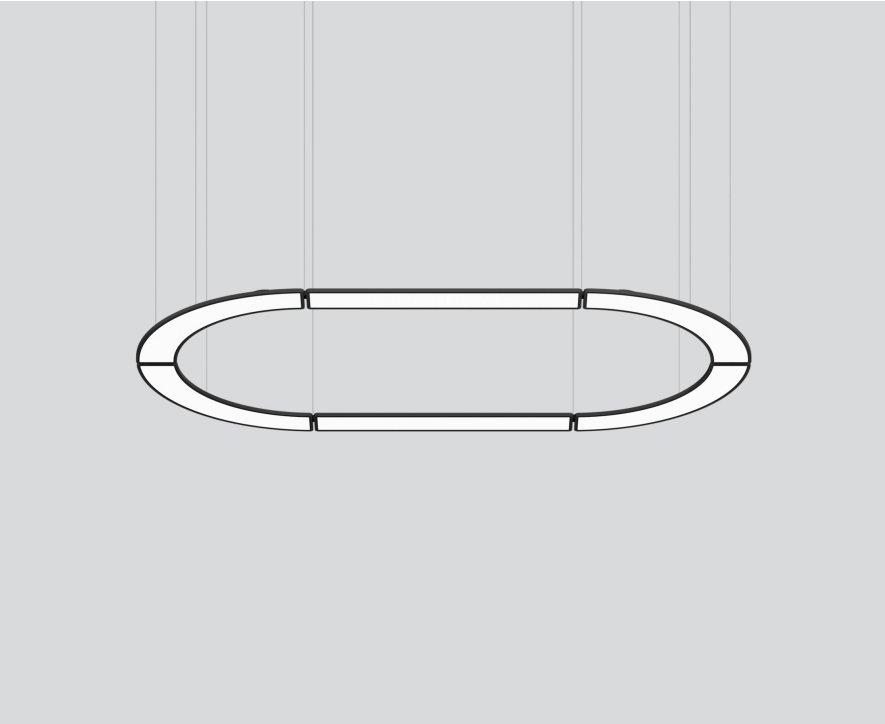
059-5282138K



Project / Type

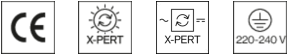
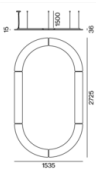
Notes

Count / Date



Ring-shaped suspended luminaire, consisting of single elements in quarter circle or rectangular shape; luminaire housing with rounded edges in aluminium; extremely flat design (only 15mm); modern shape in elegant design for discerning requirements; surface jet black powder coated; luminaire with 1500 mm cable suspension; with integrated toolless suspension height adjustment on the luminaire; incl. feed (black); direct light distribution through LGP body (Light Guiding Prism); side coupled light directed downwards by laser engraving; light control via highly reflective reflector material; indirect light component with special PCBs for increased luminous flux and maximum ceiling illumination; microprismatic PMMA cover; completely homogeneous illumination; light colour 4000 K; binning initial MacAdam ≤ 3 SDCM; CRI ≥ 90 ; min. 90% of luminous flux after 50000 operating hours; energy efficient LEDs with high CRI; canopy with 2 cable openings and plug-in terminal for through wiring; degree of protection IP20; PC1; 220-240 V; internal wiring in light halogen free; incl. DALI-2 converter; light source replaceable by an authorized professional; control gear replaceable by an authorized professional;

Product drawing



General

Ceiling | Suspended

jet black | RAL 9005

IP20

LED

4000 K

CRI ≥ 90

initial MacAdam ≤ 3 SDCM

R_g: 96 | R_r: 90 | R_[1-15]: 87

MR 0.75 | MDER 0.68

Optical

Microprismatic | microprismatic

PstLM ≤ 1.0 ¹ | SVM ≤ 0.4 ¹

Electrical

DALI-2 | 6 DALI Addr.

PC1 | 220-240 V

Physical

cable 1500 mm

length 2725 mm | width 1535 mm | height 36 mm

21.7 kg

¹ Value of containing product at full load (undimmed)

Installation instructions



TASK long circle direct / indirect power

suspended

059-5282138K



Project / Type

Notes

Count / Date

Maintenance Factors

Operating Time [h]	10 000	20 000	30 000	40 000	50 000
LLMF	0.98	0.97	0.95	0.93	0.92
LSF	1	1	1	1	1

MF

LMF × RSMF × LLMF × LSF

MF

Maintenance Factor

LMF^a

Luminaire Maintenance Factor

RSMF^a

Room Surface Maintenance Factor

LLMF

Lamp Lumens Maintenance Factor

LSF

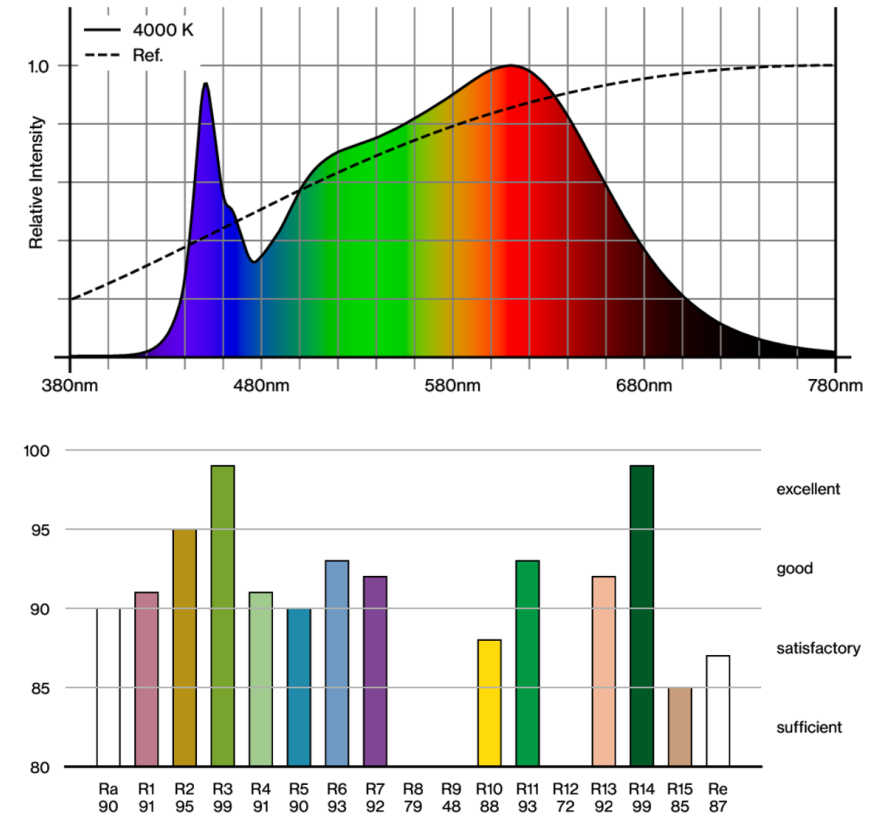
Lamp Survival Factor

^a According to "CIE 97, Maintenance of indoor electric lighting systems", 2005, ISBN 3-900-734-34-8. The values must be determined by the planner.

Circuit Breaker Types

Automatic Circuit Breaker Type	Number of Fixtures
B10	1
B13	1
B16	2
B20	2
C10	2
C13	3
C16	3
C20	4

Colour rendering



TASK long circle direct / indirect power

suspended
059-5282138K



Project / Type

Notes

Count / Date

TM30 colour vector graphic



The black line represents the black body reference. The red line indicates the results of the test light source. The deviation from the test light source to the reference is shown and is marked by arrows. The shorter the arrows, the higher the color rendering.