

# TASK S direct / indirect TW power


suspended  
059-52D6038K



Project / Type

Notes

Count / Date



Rectangular luminaire housing with rounded edges in aluminium; extremely flat (only 15mm) and slim (only 180mm) design; modern shape in an elegant design for high demands; surface black powder coated; suspended luminaire with 1500mm cable suspension; with integrated toolless suspension height adjustment on the luminaire; incl. feed (black); direct light distribution through LGP body (Light Guiding Prism); side coupled light directed downwards by laser engraving; light control via highly reflective reflector material; indirect light component with special PCBs for increased luminous flux and maximum ceiling illumination, separately controllable; microprismatic PMMA cover; completely homogeneous illumination; same light density for all surface lights with the same components; UGR  $\leq 16$ ; VDU compatible workplace luminaire according to DIN EN 12464-1; luminance above 65°  $\leq 3000$  cd/m<sup>2</sup>; light colour direct light component: 3000 K; light colour indirect light component: tunable white diodes (2700-6500 K); binning initial MacAdam  $\leq 3$  SDCM; CRI  $\geq 90$ ; min. 90% of luminous flux after 50000 operating hours; energy efficient LEDs with high CRI; canopy with 2 cable openings and plug-in terminal for through wiring; degree of protection IP20; PC1; 220-240 V; internal wiring in light halogen free; incl. DALI-2 converter; sound absorbing accessories available; light source replaceable by an authorized professional; control gear replaceable by an authorized professional;



General

Ceiling | Suspended

black | RAL 9005 <sup>1</sup>

IP20

indirect 1840 lm | direct 2160 lm

total 4000 lm

LED

3000 K

CRI  $\geq 90$

L90 / 50000 h

initial MacAdam  $\leq 3$  SDCM

R<sub>g</sub>: 99 | R<sub>f</sub>: 91 | R<sub>f(1-5)</sub>: 89

MR 0.61 | MDER 0.55

Optical

Microprismatic | microprismatic

UGR  $\leq 16$  |  $\geq 65^\circ$   $< 3000$  cd/m<sup>2</sup>

PstLM  $\leq 1.0$  <sup>2</sup> | SVM  $\leq 0.4$  <sup>2</sup>

Electrical

DALI-2 | 1 DALI Addr.

PC1 | 220-240 V

system 33 W

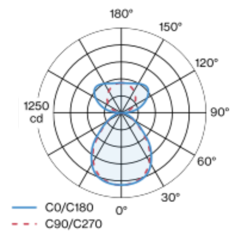
system 121 lm/W <sup>3</sup>

Physical

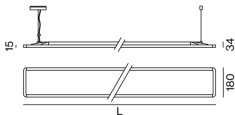
length 1748 mm | width 180 mm | height 34 mm

<sup>1</sup> RAL code <sup>2</sup> Value of containing product at full load (undimmed)  
<sup>3</sup> incl. consideration of optical losses, internal control unit losses & operating device efficiency

## Light distribution



## Product drawing



## Installation instructions



## Lighting calculator



# TASK S direct / indirect TW power

suspended  
059-52D6038K



Project / Type

Notes

Count / Date

## Maintenance Factors

Operating Time [h]	10 000	20 000	30 000	40 000	50 000
LLMF	0.98	0.96	0.94	0.92	0.9
LSF	1	1	1	1	1
MF	LMF × RSMF × LLMF × LSF		RSMF <sup>a</sup>	Room Surface Maintenance Factor	
MF	Maintenance Factor		LLMF	Lamp Lumens Maintenance Factor	
LMF <sup>a</sup>	Luminaire Maintenance Factor		LSF	Lamp Survival Factor	

<sup>a</sup> According to "CIE 97, Maintenance of indoor electric lighting systems", 2005, ISBN 3-900-734-34-8. The values must be determined by the planner.

## Circuit Breaker Types

Automatic Circuit Breaker Type	Number of Fixtures
B10	8
B13	10
B16	13
B20	16
C10	13
C13	17
C16	22
C20	27

