

TASK S curve direct

suspended system
059-5542137K



Project / Type

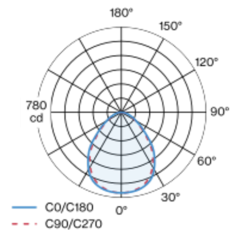
Notes

Count / Date

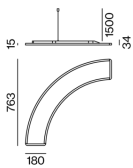


Luminaire housing made of aluminium with rounded edges; extremely flat (only 15mm) and slim (only 180mm) design; modern shape in an elegant design for high demands; for continuous lighting systems; surface pure white powder coated; with integrated toolless suspension height adjustment on the luminaire; convenient quick mounting system without tools; direct light distribution through LGP body (Light Guiding Prism); side coupled light directed downwards by laser engraving; light control via highly reflective reflector material; microprismatic PMMA cover; completely homogeneous illumination; same light density for all surface lights with the same components; UGR ≤ 19 ; VDU compatible workplace luminaire according to DIN EN 12464-1; luminance above 65° ≤ 3000 cd/m²; light colour 4000 K; binning initial MacAdam ≤ 3 SDCM; CRI ≥ 90 ; min. 90% of luminous flux after 50000 operating hours; energy efficient LEDs with high CRI; degree of protection IP20; PC1; 220-240 V; internal wiring in light halogen free; incl. DALI-2 converter; sound absorbing accessories available; accessories are listed separately; light source replaceable by an authorized professional; control gear replaceable by an authorized professional;

Light distribution



Product drawing



CE

X-PERT

X-PERT

220-240 V

General

Ceiling | Suspended

pure white | RAL 9010 ¹

IP20

1550 lm

LED

4000 K

CRI ≥ 90

L90 / 50000 h

initial MacAdam ≤ 3 SDCM

R_g: 96 | R_f: 90 | R_[-15]: 87

MR 0.75 | MDER 0.68

Optical

Microprismatic | microprismatic

UGR ≤ 19 | $\geq 65^\circ$ < 3000 cd/m²

PstLM ≤ 1.0 ² | SVM ≤ 0.4 ²

Electrical

DALI-2 | 1 DALI Addr.

PC1 | 220-240 V

system 12.9 W

system 120 lm/W ³

without power feeder

Physical

length 763 mm | width 180 mm | height 34 mm

centerline radius 675 mm

3.2 kg

¹ RAL code ² Value of containing product at full load (undimmed)
³ incl. consideration of optical losses, internal control unit losses & operating device efficiency

Installation instructions



Lighting calculator



TASK S curve direct

suspended system
059-5542137K



Project / Type

Notes

Count / Date

Maintenance Factors

| Operating Time [h] | 10 000 | 20 000 | 30 000 | 40 000 | 50 000 |
|--------------------|------------------------------|--------|-------------------|---------------------------------|--------|
| LLMF | 0.98 | 0.97 | 0.95 | 0.93 | 0.92 |
| LSF | 1 | 1 | 1 | 1 | 1 |
| MF | LMF × RSMF × LLMF × LSF | | RSMF ^a | Room Surface Maintenance Factor | |
| MF | Maintenance Factor | | LLMF | Lamp Lumens Maintenance Factor | |
| LMF ^a | Luminaire Maintenance Factor | | LSF | Lamp Survival Factor | |

^a According to "CIE 97, Maintenance of indoor electric lighting systems", 2005, ISBN 3-900-734-34-8. The values must be determined by the planner.

Circuit Breaker Types

| Automatic Circuit Breaker Type | Number of Fixtures |
|--------------------------------|--------------------|
| B10 | 18 |
| B13 | 23 |
| B16 | 28 |
| B20 | 35 |
| C10 | 30 |
| C13 | 38 |
| C16 | 46 |
| C20 | 58 |



TASK S curve direct

suspended system

059-5542137K



Project / Type

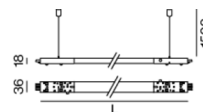
Notes

Count / Date

Mounting accessories

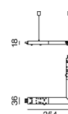
LINEAR CONNECTOR cable suspension

| TYPE | COLOUR | L-W-H (MM) | ARTICLE NUMBER(S) |
|-------------------------|------------|------------|-------------------|
| mechanical & electrical | pure white | 315-36-18 | 059-2792317 |
| mechanical & electrical | jet black | 315-36-18 | 059-2792318 |
| mechanical | pure white | 315-36-18 | 059-2792417 |
| mechanical | jet black | 315-36-18 | 059-2792418 |



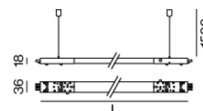
CORNER CONNECTOR cable suspension

| TYPE | COLOUR | ARTICLE NUMBER(S) |
|-------------------------------|------------|-------------------|
| 90° mechanical & electrical | pure white | 059-2792717 |
| 90° mechanical & electrical | jet black | 059-2792718 |
| 90° mechanical | pure white | 059-2792817 |
| 90° mechanical | jet black | 059-2792818 |



SYSTEM CONNECTOR cable suspension

| TYPE | COLOUR | L-W-H (MM) | ARTICLE NUMBER(S) |
|------------------------------------|------------|------------|-------------------|
| mechanical & electrical | pure white | 800-36-18 | 059-2792327 |
| mechanical & electrical | jet black | 800-36-18 | 059-2792328 |
| mechanical & electrical | pure white | 1200-36-18 | 059-2792337 |
| mechanical & electrical | jet black | 1200-36-18 | 059-2792338 |
| mechanical & electrical cuttable | pure white | 1200-36-18 | 059-2792307 |
| mechanical & electrical cuttable | jet black | 1200-36-18 | 059-2792308 |
| mechanical & electrical cuttable | pure white | 2400-36-18 | 059-2792347 |
| mechanical & electrical cuttable | jet black | 2400-36-18 | 059-2792348 |



CABLE SUSPENSION

| COLOUR | ARTICLE NUMBER(S) |
|------------|-------------------|
| pure white | 059-2792127 |



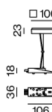
END PIECE incl. cable suspension

| COLOUR | ARTICLE NUMBER(S) |
|------------|-------------------|
| pure white | 059-2792117 |
| jet black | 059-2792118 |



POWER FEEDER incl. cable suspension

| COLOUR | L-W-H (MM) | ARTICLE NUMBER(S) |
|------------|-------------|-------------------|
| pure white | 106-36-1500 | 059-2792217 |
| jet black | 106-36-1500 | 059-2792218 |



MIDDLE POWER FEEDER incl. cable suspension

| COLOUR | L-W-H (MM) | ARTICLE NUMBER(S) |
|------------|--------------|-------------------|
| pure white | 100-100-1500 | 059-2792517 |
| jet black | 100-100-1500 | 059-2792518 |

